

**Rapid Visual Survey (RVS) Study of Important  
Buildings, Transportation and Communication  
System for Shimla City”**

**FINAL REPORT**

**Submitted to**

**Commissioner, Municipal Corporation**

**Shimla, Himachal Pradesh**



**DEPARTMENT OF CIVIL ENGINEERING  
NATIONAL INSTITUTE OF TECHNOLOGY HAMIRPUR  
HAMIRPUR – 177 005**

**MARCH 2016**

## Contents

S.No.	Building/Structure	Page No.
<b>Immediate Occupancy Administration</b>		
1.1	HP Secretariat	1
1.3	HP Police Headquarters	5
1.4	Office of the DC Shimla	8
1.5	MC Shimla Office	9
1.6	District Court Chakkar	10
1.7	Office of the SSP	12
1.8	Office of Civil Defence & Home Guard	14
1.9	PWD Nigam Vihar	15
1.10	Meteorological Centre (IMD)	16
1.11	NCC Bhawan, Dunloe Estate Shimla	17
1.12	Fire Station Mall Road	19
1.13	Forest Department Chhota Shimla	20
<b>Hospital</b>		
2.1	IGMC	21
2.2	Rippon Hospital	23
2.3	Kamla Nehru Hospital	25
2.4	Red Cross Society, Chhota Shimla	27
2.5	Indus Hospital, Nav Bahar	28
2.6	Tenzin Hospital, Panthaghati	29
2.7	Shimla Sanitorium Chaura Maidan	30
<b>Electrial substation</b>		
3.1	HPSEB Power House, Totu	32
3.2	HPSEB Power Sub-Station, Kasumpti	33
3.3	HPSEB Power Sub-Station, Mall Road	35
<b>Telecommunication</b>		
4.1	Central Telecom Office, Mall Road	36
4.2	BSNL Telephone Exchange, Sanjauli	37
4.3	BSNL Telephone Exchange, New Shimla	38
4.4	BSNL Telephone Exchange, Totu	39
4.5	BSNL Telephone Exchange, Chhota Shimla	41
4.7	Reliance Head Office	43
4.8	Tata Docomo Kasumpti	45
4.9	Vodafone	
4.10	Idea Khalini	47
<b>Information Dissemination</b>		
5.1	All India Radio, Summerhill	48
5.2	Doordarshan, Shimla	49

	<b>Transportation</b>	
	<b>Tunnel</b>	
6.1	Victory Tunnel	53
6.2	Lower Bazar Pedestrian	54
6.3	Dhalli Tunnel	55
	<i>Bridge</i>	
7.1	Lift Bridge	56
7.2	Auckland Bridge	57
	<i>Bus stand</i>	
8.1	ISBT Tutikandi	58
8.2	Old Bus Stand	60
	<b>Water supply</b>	
9.1	Water Pumping Station, Kasumpti	61
9.2	Water Tank, Sanjauli	62
9.3	Water Tank, Kasumpti	63
	<b>Food &amp; Civil Supplies</b>	
10.1	Food Grain Godown Bhatta Kuffer	65
10.3	LPG Godown Bhatta Kuffer	66
	<b>Police station</b>	
11.1	Police Station, New Shimla	67
11.2	Police Station, Boileuganj	69
11.3	Police Station, Chhota Shimla	71
11.4	Police Station, Dhalli	72
11.5	Police Station, Sadar	73
11.8	Police Station, Lakkar Bazar	75
11.9	Police Station, Sanjauli	76
	<b>Fire station</b>	
12.1	Fire Station, Chhota Shimla	77
12.2	Fire Station, Mall Road	78
12.3	Fire Station, Boileuganj	79

## Rehabilitation

### Educational

#### *Govt.*

13.1.1	HP University, Summer Hill	80
13.1.2	CoE Govt. Degree College, Sanjauli	128
13.1.3	Govt. Girls Sr. Sec. School, Portmore	130
13.1.4	GSSS Lalpani	131
13.1.5	RG Govt. Degree College, Kotshera	133
13.1.26	GHS Annadale	137
13.1.27	GHS Bharari	138
13.1.28	GHS Chaura Maidan	140
13.1.29	GHS Dhalli	142
13.1.30	GHS Jakhu	143
13.1.31	GHS Kaithu	144
13.1.32	GHS Khalini	146
13.1.33	GHS Krishananagar	147
13.1.34	GHS Summerhill	148
13.1.35	GHS Tutikandi	149
13.1.36	GSSS Boileauganj	151
13.1.37	GSSS Chhota Shimla	153
13.1.38	GSSS Lakkar Bazar	155
13.1.39	GSSS Phagli	157
13.1.41	GSSS Sanjauli	159
13.1.43	GSSS Totu	161

#### *Private*

13.2.1	Jesus & Mary School, Nav Bahar	
13.2.2	St. Bede's College, Nav Bahar	163
13.2.4	DAV Sr. Sec. School, New Shimla	169
13.2.5	DAV Sr. Sec. School, Lakkar Bazar	173
13.2.6	DAV Public School, Totu	175
13.2.7	RKMV, Auckland	177
13.2.8	Saraswati Vidya Mandir, Vikas Nagar	179
13.2.9	Auckland House School, Aukland	181
13.2.11	Bishop Cotton School, New Shimla	185
13.2.12	Loreto Convent, Tara Hall	193
13.2.13	Skating Rink	198
13.2.14	Arya Sr. Sec. School, Shimla	200
13.2.16	Bal Shiksha Niketan, Chakkar	207
13.2.18	Blue Bells High School, Dhalli	209
13.2.19	Chapslee Garden School, Shimla	212
13.2.24	Dayanand Public School, Shimla	213
13.2.25	ECl Chalet Day School, Shimla	218
13.2.44	Hainault Public School, Shimla	221
13.2.45	Happy Model High School, Sanjauli	228
13.2.46	Himalayan Public School, Kaithu	230

13.2.50	Kendriya Vidyalaya Jakhu	232
13.2.51	Laureate Public School Bharari	234
13.2.52	Laureate B.Ed. College	237
13.2.53	Monal Public School, Sanjauli	238
13.2.54	Sacred Heart School Tarahall	241
13.2.55	Sanjay Gandhi Sr. Sec. School New Shimla	244
13.2.56	Savitri Public School Talland	246
13.2.57	S.D. Sr. Sec. School Shimla	248
13.2.58	Shimla Public School	251
13.2.59	Shishu Shiksha Niketan Totu	255
13.2.60	S.P.M. Model School Sanjauli	256
13.2.62	St. Marry School Chakkar	260
13.2.63	St. Thomas Sr. Sec. School Shimla	262
	Govt. Primary School Sankat Mochan	264
<b>Community hall</b>		
15.1	Community Center, New Shimla	273
15.2	Community Hall, Dhalli	274
<b>Parking</b>		
16.1	Car Parking, High Court	275
16.2	MC Car Parking, Below High Court	276
16.3	New Car Parking, Near HHH	277
16.4	New Car Parking, Sanjauli	278
<b>Religious</b>		
17.1	Kalibari Temple Hall	279
<b>Community Shelter</b>		
18.1a	Police Line Bharari	282
18.1b	RKMV Auckland	287
18.2a	Ice Skating Ring Lakkar Bazar	289
18.2b	MC Rest House Bharari	291
18.3a	Loreto Convent Tarahall	293
18.3b	Community Center Chungi Khana	298
18.4a	Shimla Nursing College Anadale	300
18.4b	R.G. Govt. Degree College Kotshera	302
	Academy Staff College	306
18.5a	HPU, Summer Hill	307
18.6a	AAY BEE Banquet Hall Totu	352
18.6b	Yaadgar Temple	354
18.7a	Gopal Mandir	355
18.7b	Sankat Mochan Temple	356
18.8a	GSSS Tutikandi	362
18.8b	ISBT Tutikandi	364
18.9a	Railway Club Nabha	366

18.9b	Govt. Primary School Nabha	367
18.10a	GSSS Phagli	369
18.10b	Building Of Education Department Phagli	371
18.11a	Valmiki Mandir Krishnanagar	387
18.11b	GSSS Lalpani	389
	MC Tax Building	391
18.12a	SD School Ram Bazar	392
18.12b	Old Bus Stand Shimla	395
18.13a	DAV Primary School Mall Road	396
18.13b	Indira Gandhi Sports Complex Mall Road	397
18.14a	Kendriya Vidyalaya Jakhu	399
18.15a	Hainault Public School Benmore	401
18.16a	SPM Model High School Engine Ghar	407
18.17a	St. Xavier School Sanjauli Chowk	411
18.17b	Govt. Degree College Sanjauli	413
18.18a	Janjatiya Bhawan Dhalli	414
18.18b	MC Office Dhalli	418
18.19a	Shivalik Institute of Nursing Bhattakufer	419
18.19b	Hill Grove Sr. Sec. School Chamiana	423
18.20a	Saraswati Paradise School	426
18.20b	Directorate of Horticulture Nav Bahar	428
18.21a	Saraswati Vidya Mandir Kasumpti	434
18.21b	GSSS Kasumpti	436
18.22a	Central School for Tibetans Chhota Shimla	438
18.22b	Woodsvilla Palace Hotel Chotta Shimla	443
18.23a	Community Centre New Shimla	445
18.23b	DAV Sr. Sec. School New Shimla	446
18.24a	Forest Rest House Khalini	450
18.24b	Bishop Cotton School Shimla	452
18.25a	Central Potato Research Institute Kanlog	460
18.25b	St. Edwards School Himland	470
18.E.1	Police Line Kaithu	476
18.E.2	Grand Hotel	478
18.E.3	SSB Campus	488
18.E.4	Himfed Milk Plant	490
18.E.6	Ambedkar Bhawan	494
18.E.7	Mist Chamber Forest Colony	496

## **Transportation**

### **Cart Road**

19.1.1	Gitanjali Cottage Shimla	504
19.1.2	Old Barriell Shop	505
19.1.3	Regional Transport Office Shimla	506
19.1.4	Oberoi Staff Rest House	507
19.1.5	Hotel Oberoi CECIL Shimla	508
19.1.6	Tree (Nearby Oberoi Hotel)	509

19.1.7	Labour Bureau Office Shimla	510
19.1.8	MLA Rest House Shimla	511
19.1.9	Vidhan Sabha Shimla	512
19.1.10	MES Inspection Bungalow Shimla	513
19.1.11	Hotel Victory Shimla	514
19.1.12	Shop Nearby Victory Tunnel	515
19.1.13	Bindu Raj Dharamshala Shimla	516
19.1.14	Hotel Cedar Grand Shimla	517
19.1.15	R Tech Signal (Army) Shimla	518
19.1.16	Hotel Ranjan Shimla	519
19.1.17	Shop Nearby Old Bus Stop	520
19.1.18	Hotel Vikrant Shimla	521
19.1.19	Shop Nearby Local Bus Stop	522
19.1.20	Gurdwara Shimla	523
19.1.21	Rippon Staff Rest House Shimla	524
19.1.22	Hotel Kohinoor Shimla	525
19.1.23	Hotel Mahamaya Shimla	526
19.1.24	Hotel Tara View Shimla	527
19.1.25	Deshraj Building Shimla	528
19.1.26	Usha Trading Shimla	529
19.1.27	Lift Bridge	530
19.1.28	Hotel Crystal Palace Shimla	531
19.1.29	Vidhan Sabha Staff Rest House Shimla	532
19.1.30	High Court Shimla New Building	533
19.1.31	Tree (New Bemloi)	534
19.1.32	Udyog Bhawan Bemloi	535
19.1.33	Rampal Shood Himland	536
19.1.34	Nirmal Bhawan Himland	537
19.1.35	Balson Apartment Himland	538
19.1.36	HP Headquarter Forest Department	539
19.1.37	Directorate of Urban Development Talland	540
19.1.38	CPWD Staff rest House Nigam Vihar	541
19.1.39	PWD Department	542
19.1.40	HP Police Headquarter	543
19.1.41	Police Station	544
	<b>Bypass Road</b>	
19.2.1	Victory Tunnel	545
19.2.2	Hotel Varuna Shimla	546
19.2.3	Hotel Hans Shimla	547
19.2.4	Hotel Ganga Shimla	548
19.2.5	Hotel Anurag Shimla	549
19.2.6	Hotel BalJees Shimla	550
19.2.7	Hotel Surya Shimla	551
19.2.8	Hotel Lord's Grey Shimla	552
19.2.9	Yatis Chandra Sood Shimla(Tunnel by pass road)	553

19.2.10	Hotel Blue Diamond Shimla	554
19.2.11	Hotel Taj Palace Shimla	555
19.2.12	BSNL Staff Rest House Shimla	556
19.2.13	New Blessington Girls Hostal Shimla	557
19.2.14	Himachal Pradesh Waqf Board Shimla	558
19.2.15	Auckland Tunnel	559
19.2.16	Auckland Bridge	560

N.B. : The serial number assigned to the buildings has been kept as received by Shimla Municipal Corporation. Thus some of the serial numbers are missing since buildings were either missing/duplicate/survey could not be carried out.

### Layout for the Fig. numbering of Masonary Buildings

1. Layout of masonry: (a) Random rubble (b) Half-dressed stone (c) Brick Masonry
2. Mortar used: (a) Mud mortar (b) Cement mortar (c) Lime mortar
3. Earthquake resistant features provided in the building:
  - (i) Bands: (a) Plinth (b) Sill (c) Lintel (d) Roof (e) Cannot say \_\_\_\_\_
  - (ii) Vertical reinforcement at: (a) Corners (b) Junctions (c) Jambs of Openings
  - (iii) Wall Bracings
  - (iv) Through stone (*Tick in case of Stone masonry*): (a) Provided
  - (v) For Sloping roof: (a) Ties (b) Bracing (c) Roof and Gable band
4. Percentage openings in main walls: \_\_\_\_\_
5. Thickness of: (a) Exterior wall \_\_\_\_\_ mm, (b) Interior wall \_\_\_\_\_ mm
6. Roof type: (a) Flat roof (b) Sloping roof (c) Hipped roof (d) Others specify \_\_\_\_\_
7. Roofing material: (a) RCC slab (b) Corrugated iron sheet (c) Stone Slates (d) Others \_\_\_\_\_

#### 8. Irregularities in structure:-

S.No	Description
i	Re-entrant corner
ii	Diaphragm discontinuity
iii	Out of plane offsets (Floating walls)
iv	Non parallel system
v	Stiffness irregularity
vi	Mass irregularity
vii	Vertical geometry irregularity
viii	Staircase connectivity to building
ix	Bracing in roof
x	Open ground floor
xi	Floating wall
xii	Mezzanine Floor
xiii	Heavy mass at roof
xiv	Partially filled panels

#### 9. Present status of the building

Fig.no.	Description
i	Whether Wall length/thickness Ratio <35 or Wall length >8m
ii	Wall cracks
iii	Masonry Column
iv	Wooden Column
v	Wooden Beam
vi	R.C.C Beam
vii	Wooden Floor

- viii R.C.C. Roof
  - ix R.C.C. floors
- 

#### 10. Nonstructural Components

---

Fig.no. Item if provided and stabilized against Earthquake.

---

- I Partition
  - ii Façade elements
  - iii False Ceilings
  - iv Brick parapets / pillars / planters etc.
  - v RC / Masonry/ plastic Water Tank on roof
  - vi Signs/display boards etc.
  - vii Almirah/Racks
  - viii Fire extinguisher
-

## Layout for the Fig. numbering of RCC Buildings

### 1.0 Structural frame Types:-

Fig.no.	Description: Whether moment resistant frame – (RCF/SF) with :-
i	Ordinary design without Earthquake Resistant Design(ERD)
ii	Ordinary ERD and with ordinary in fill walls
iii	ERD ductile detailing provision
iv	ERD Ductile detailing provision, in fill wall shear walls and braces

### 2. 0. Description:

Fig.no.	
I	Soft storey
ii	Fire safety devices as per NBC-2005 in place
iii	Land slide prone site
iv	Any heavy mass not anchored to the structural system of Building
v	Infill masonry wall made with half brick walls or brick on edge walls
vi	Stair cases and elevators un-symmetrically placed in plan
vii	Plan aspect ratio of the building more than 2.5
viii	Situations to develop short column effect
ix	Floating columns or floating structural walls
x	Main load bearing columns are along the length of the building plan
xi	Beam-column supports/junctions centrally positioned in all floors
xii	Separation between the adjacent buildings is less than 2% height of building

### 3.0 Irregularities in structure:-

Fig.no	Description
i	Re-entrant corners
ii	Diaphragm discontinuity
iii	Out of plane offsets
iv	Non parallel system
v	Vertical (Stiffness) irregularity
vi	Staircase connectivity
vii	Dampness

### 4.0 Present status of Building (cracks to be entered):

Fig.no.	Description
i	Reinforcement corrosion
ii	RCC Column
iii	RCC Beam
iv	RCC Slab

#### 5.0. Non-structural Building Components:

Fig.no	Items If provided and Stabilized against earthquake:
I	Partition
ii	Facade-elements
iii	False Ceilings
iv	Brick parapets/pillars/ planters etc.
v	RC/Masonry/Plastic Water Tank on roof
vi	Signs/display boards etc.
vii	Almirah/Racks
viii	Fire extinguisher

**1. Administration**  
**1.1 HP Secretariat**  
**New building (RCC)**



Fig.: Front View



Fig.: Foundation Stone



Fig.: 2(i)



Fig.: 2(ii)



Fig.: 2(iv)



Fig.: 2(vi)



Fig.: 2[(vi) Lift]



Fig.: 2(x)



Fig.: 5(iv)



Fig.: 5(vii)

### Old building (Masonry)



Fig.: Front View



Fig.: 2(c)




Fig.: 8(viii)



Fig.: 8(x)



Fig.: 8(xii)



Fig.: 8(xiv)




Fig.: 9(vii)



Fig.: 10(iii)



Fig.: 10(vi)



Fig.:10(vii)




Fig.: 10(viii)

### 1.3 HP Police Headquarter (RCC)



Fig.: 1(iii)



Fig.: 3(i)



Fig.: 3(v)



Fig.: 3(vi)



Fig.: 3(vii)



Fig.: 4



Fig.: 4(ii)



Fig.: 4(iii)



Fig.: 5(vi)



Fig.: 5(vii)



Fig.: 5(viii)



Fig.: 3(i)



Fig.: 8(i)



Fig.: 8(vi)



Fig.: 8(vii)



Fig.: 9(ii)



Fig.: 10(i), 8(vi)



Fig.: 10(vi)



Fig.: 10(viii)



Fig.: 10(viii)

### 1.4 Office of the DC Shimla (Masonry & RCC)



Figure: 3(i)



Figure: 8(i)



Figure: 8(vi)



Figure: 8(vii)



Figure: 9(ii)



Figure: 10(i), 8(vi)



Figure: 10(vi)



Figure: 10(viii)



Figure: 10(viii)

### 1.5 MC Office Shimla (Masonry)



Fig.: 1



Fig.: 2



Fig.: 8(vi, vii)



Fig.: 8(viii)



Fig.: 9(ii)



Fig.: 10(vii)



Fig.: 10(viii)

### 1.6 District Court Chakkar (RCC)



Fig.:Front View



Fig.: 2(i)



Fig.: 2(ii)



Fig.: 2(iii)



Fig.: 2(iv)



Fig.: 2(vi)



Fig.: 2(viii)



Fig.: 2(xi)



Fig.: 2(xii)



Fig.: 3(v)




Fig.:3(vii)



Fig.: 4(v)



Fig.: 5(vii)



Fig.: Back Part

### 1.7 SSP Office (Masonry)



Fig.: Front View



Fig.: Side View



Fig.:3(ii)



Fig.: 6




Fig.: 7(b)



Fig.: 8(viii)



Fig.:9(ii)




Fig.: 10(iii)




Fig.: 10(vi)



Fig.: 10(vii)



Fig.: 10(viii)



Fig.: Dampness




Fig.: Wooden Floor

### 1.8 Office of Civil Defense & Home guard (RCC)



Fig. Front View



Fig. 2 (i)



Fig. 2 (vi)



Fig. 3 (vii)



Fig. 4 (i) FF



Fig. 4 (i) SF



Fig. 5 (v)



Fig 5 (vi)



Fig. 5 (vii)

### 1.9 PWD Nigam Vihar (RCC)



Fig.: 1



Fig.: Foundation Stone



Fig.: 2(i)



Fig.: 2(ix)



Fig.: 3(vi)



Fig.: 4(ii)



Fig.: 4(ii)



Fig.: 5(vi)



Fig.: 5(vii)



Fig.:5(viii)

### 1.10 Meteorological Centre (IMD) (RCC)



Fig. 1 Front View



Fig. 2 Side View



2 (vi)



Fig. 3(vii)




Fig. 4(i) FF



Fig. 5 (vi)



Fig. 5 (vii)



Fig. 1

### 1.11 NCC Bhawan Office Block (Masonry)



Fig. Front View



Fig. 6



Fig. 9 (ii)



Fig. 10 (iii)



Fig. 10 (iv)



Fig. 10 (vii)




Fig. 10 (viii)

### Training Block (Masonry)



Fig. Front View



Fig. 3 (v)



Fig. 7 (b)



Fig. 10 (iii)



Fig. 10 (vii)



Fig. 10 (viii)



Fig. Back view



Fig. Dampness

### 1.12 Fire Station Mall Road (Masonry)



Fig.: 1,2,3



Fig.: 3




Fig.: 8(viii)



Fig.: 8(ix)



Fig.: 9(ii)



Fig.: 9(viii)



Fig.: 9(ix)



Fig.: 10

### 1.13 Forest Department Chhota Shimla (RCC)



Fig.: 1




Fig.: 2(vi)



Fig.: 2(ix)



Fig.: 3 Lintel Band



Fig.: 3(i)



Fig.: 3(vii)



Fig.: 5(vi)



Fig.: 5(viii)

## 2. Hospital

### 2.1 IGMC (RCC)



Fig.: 1




Fig.: 2(vi)



Fig.: 2(vii)



Fig.: 3(i)



Fig.: 3(ii), 3(iv)



Fig.: 3(v), 2(xii)



Fig.: 3(v)



Fig.:4(i)



Fig.: 4(ii)



Fig.: 4(iii)



Fig.: 4(iii)



Fig.: 5(i)



Fig.: 5(ii)



Fig.: 5(vii)



Fig.: Block E

## 2.2 Rippon hospital (Masonry)



Fig.: 1, 6



Fig.: 6, 8(vii)



Fig.: 8(i), 8(vii)



Fig.: 8(i)



Fig.: 8(v)



Fig.: 8(viii)



Fig.: 9(ii)



Fig.: 9(ii)



Fig.: 9(iv)



Fig.: 9(v)



Fig.: 9(ix)



Fig.: 9(ix)



Fig.: 10(i)



Fig.: 10(iii)



Fig.: 10(vi)



Fig.: 10(vii)



Fig.: 10(viii)

### 2.3 Kamla Nehru Hospital (Masonry)



Fig.: 1,2,3



Fig.: 6



Fig.: 7



Fig.:8(i)



Fig.: 8(ii), 8(iv)



Fig.: 8(iv), 8(v), 8(vii)



Fig.: 8(v)



Fig.:8(vii)




Fig.: 8(viii)



Fig.: 9(ii)



Fig.: 9(iii)



Fig.: 9(v)



Fig.: 9(vii)



Fig.: 10



Fig.: 10(ii)



Fig.: 10(iv)



Fig.: 10(vii)

## 2.4 Red Cross Society (RCC)



Fig.: 1



Fig.: 3 Type of Roof



Fig.: 3(i)




Fig.: 3(vi)



Fig.: 3(vii)



Fig.: 5(i)

## 2.5 Indus Hospital (RCC)



Fig.: 1 Foundation



Fig.: 1 Type Of Building



Fig.: 1, 3(1)



Fig.: 2(ii)



Fig.: 3(v)



Fig.: 3(vi)




Fig.: 4(ii)



Fig.: 4(iii)



Fig.: 5(vii)



Fig.:5(viii)

## 2.6 Tenzin Hospital (RCC)



Fig.: 1



Fig.: 2(ii)




Fig.: 2(vi)



Fig.: 3(v)



Fig.: 4(ii)



Fig.: 5(i)



Fig.: 5(v)



Fig.: 5(viii)

### 2.7 Shimla Sanitarium Chaura Maidan (Masonry)



Fig.: 1, 2, 3




Fig.: 5



Fig.: 6, 7



Fig.: 8(i)



Fig.: 8(v), 8(vii)




Fig.: 8(viii)




Fig.: 9(ii) Wall Crack



Fig.: 9(ii)



Fig.: 9(iii)



Fig.: 9(vii)



Fig.: 9(viii)




Fig.: 9(ix)



Fig.: 10(vi)




Fig.: 10(viii)

### 3. Electrical substation

#### 3.1 HPSEB Powerhouse Totu (Masonry)



Fig.: 1



Fig.: 8(viii)



Fig.: 9(ii)



Fig.: 9(vii)



Fig.: 9(viii)



Fig.:10(vii)



Fig.: 10(viii)

### 3.2 HPSEB Kasumpati (RCC)



Fig.: 2(viii)



Fig.: 3(i)



Fig.: 3(i), 3(vi)



Fig.: 3(iv)




Fig.: 3(vi)



Fig.: 3(vii)



Fig.: 3(viii)



Fig.: 4(iii)



Fig.: 5



Fig.: 5(vii)

### 3.3 HPSEB Power Sub-station Mall Road (Masonry)



Fig.: 1



Fig.: 2



Fig.: 8(xii)



Fig.: 9(ii)



Fig.: 9(iii)



Fig.: 9(vi)




Fig.: 9(viii)



Fig.: 10(vii)



Fig.: 10(xii)

#### 4. Telecommunication

##### 4.1 CTO Mall Road (Masonry)



Fig.: 1, 2, 3



Fig.: 6, 10(v)



Fig.: 8(i)




Fig.: 8(viii)



Fig.: 9(ii)



Fig.: 9(viii)



Fig.: 10(i)



Fig.: 10(vii)



Fig.: 10(viii)

## 4.2 BSNL Telephone Exchange Sanjauli (RCC)



Fig.: 1, 3(v)



Fig.: 3(vii)



Fig.: 5(i)



Fig.: 5(viii)

### 4.3 BSNL Telephone Exchange, New Shimla (RCC)



Fig. 1 Front View



Fig. 2 (xii)



Fig. 3(v)



Fig. 4 (i)



Fig. 5(vi)



Fig. 4(iv)

#### 4.4 BSNL Telephone Exchange Totu (RCC)



Fig.: Front View



Fig.: Side View



Fig.: Entry



Fig.: 2(ii)




Fig.: 2(iii)



Fig.: 2(iv)



Fig.: 2(vi)



Fig.: 2(xii)




Fig.: 3(vi)



Fig.: 3(vii)



Fig.: 4(i) FF



Fig.: 4(i) GF



Fig.: 4(i) SF



Fig.: 4(ii)



Fig.: 5(vii)



Fig.: 5(viii)

### 4.5 BSNL Telephone Exchange Chhota Shimla (RCC)



Fig.: Front View



Fig.: Side View



Fig.: 2(i)



Fig.: 2(ii)



Fig.: 2(vi)



Fig.: 2(xii)



Fig.: 3(vii)



Fig.: 5(iii)



Fig.: 5(vii)




Fig.: Racks



Fig.: Tower

### 4.7 Reliance Head Office (RCC)



Fig.:1(Front View)



Fig.: 1(Side View)



Fig.: 2(i)



Fig.: 2(vi)



Fig.: 3(vii)




Fig.: 4(ii)



Fig.: 4(iii)



Fig.: 4(iv)



Fig.:4(v)




Fig.: 5(ii)



Fig.:5(iii)



Fig.: 5(v)



Fig.:5(vi)



Fig.: 5(vii)



Fig.:Tower



Fig.: Wall Cracks

### 4.8 Tata Docomo Kasumpti (RCC)



Fig.: Front View



Fig.:2(ii)



Fig.: 2(iv)



Fig.: 2(vi)



Fig.: 2(xii)




Fig.: 3(vi)




Fig.: 5(iii)



Fig.: 5(v)



Fig.: 5(vii)



Fig.: 5(viii)



Fig.: Front View



Fig.: Fire Extinguisher




Fig.: Almirah




Fig.: Planter



Fig.: Racks



Fig.: Staircase



Fig.: Water Tank



Fig.: Decorative Element

#### 4.10 Idea Khalini (RCC)



Fig.:Front View



Fig.: Side View



Fig.: Almirah



Fig.: Fire Extinguisher




Fig.:Planters



Fig.: Staircase

## 5. Information dissemination

### 5.1 All India Radio Shimla (RCC)



Fig.: 1



Fig.: 1, 3(v)




Fig.: 3(i)



Fig.: 2(vi)



Fig.: 3(v)



Fig.: 4(ii)



Fig.: 5(vi)



Fig.: 5(viii)

## 5.2 Doordarshan Administration block (RCC)



Fig.: Front View



Fig.: 2(i)



Fig.: 2(ii)



Fig.: 2(vi)



Fig.: 3(vii)



Fig.: 5(vi)



Fig.: 5(vii)

### Studio block (RCC)



Fig.: Front View



Fig.: Foundation Stone



Fig.: 2(i)



Fig.: 2(ii)




Fig.: 5(iv)



Fig.: 5(vii)



Fig.: Wall Cracks

### Transmitter block (Masonry)



Fig.: Front View



Fig.: 6




Fig.: 8(viii)




Fig.: 9(ii)




Fig.: 10(iii)



Fig.: 10(iv)



Fig.: 10(vii)



Fig.: 10(viii)

## 6. Transportation

### 6.1 Victory Tunnel



Fig.: Front view



Fig.: 2




Fig.: Crack (ii)




Fig.: Crack(iii)




Fig.: Crack




Fig.: 4



Fig.: 5



Fig.: 6

## 6.2 Lower Bazar Pedestrian (Tunnel)



Fig. 1



Fig. 2



Fig. 3



Fig. 4




Fig. 5




Fig. 6



Fig. 7



Fig. 8

### 6.3 Dhalli Tunnel



Fig.: 1



Fig.: 2



Fig.: 3




Fig.: 4




Fig.: 5




Fig.: 6




Fig.: 7




Fig.: 8

## 7. Bridge

### 7.1 Lift Bridge



Fig.: 1



Fig.: 2



Fig.: 3



Fig.: 4



Fig.: 5



Fig.: 6



Fig.: 7



Fig.: 8

## 7.2 Auckland Bridge



Fig.: 1



Fig.: 2



Fig.: 3



Fig.: 4



Fig.: 5



Fig.: 6



Fig.: 7



Fig.: 8

## 8. Bus stand

### 8.1 ISBT Tutikandi (RCC)



Fig.: 1



Fig.: 2(i)



Fig.: 2(iv)



Fig.: 2(vi)



Fig.: 2(viii)



Fig.: 2(ix)



Fig.: 3(i)



Fig.:3(ii), 3(v)



Fig.: 3(vi),5(ii)



Fig.: 4



Fig.: 5(ii)



Fig.: 5(vi)



Fig.: 5(viii)

## 8.2 Old ISBT (RCC)



Fig.: 1(i)



Fig.: 2(i)




Fig.: 3(vi)



Fig.: 4




Fig.: 4(iii)



Fig.: 4(iii)



Fig.: 5(vi)



Fig.: 10(vi)



Fig.: 11(vii)



Fig.: 12

## 9. Water Supply

### 9.1 Water Pumping Station Kasumpati (RCC)



Fig.: 1



Fig.: 3(i)



Fig.: 3(v)



Fig.: 3(vii)



Fig.: 4(iii)



Fig.: 5(vi)



Fig.: 5(vii)



Fig.: 5(viii)

## 9.2 Water Tank Sanjauli (RCC)



Fig.: 1



Fig.: 2



Fig.: 3



Fig.: 4



Fig.: 5



Fig.: 6



Fig.: 7



Fig.: 8

### 9.3 Water Tank Kasumpti



Fig.: 1



Fig.: 2

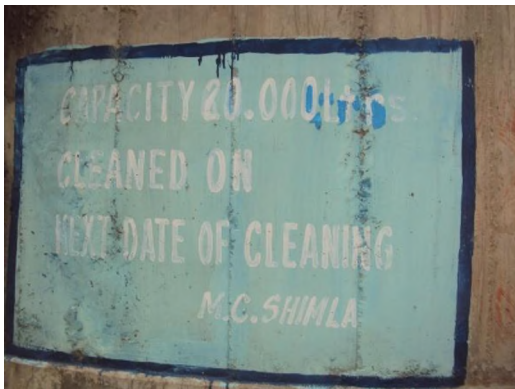


Fig.: 3



Fig.: 4



Fig.: 5



Fig.: 6



Fig.: 7



Fig.: 8



Fig.: 9

## 10. Food & Civil Supplies

### 10.1 Civil & Food Supply Bhata Kuffer (RCC)



Fig.: 1



Fig.: 1



Fig.: 2(i)



Fig.: 3(i)



Fig.: 3(vii)



Fig.: 5(i)



Fig.: 5(vii)



Fig.: 10(vi)

### 10.3 LPG Godown Bhatta Kuffer (RCC)



Fig.: 1




Fig.: 1



Fig.: 2(ii)



Fig.: 5(vi)



Fig.: 5(vii)



Fig.: 5(viii)

## 11. Police Station

### 11.1 Police Station, New Shimla (RCC)



Fig. Front View



Fig. 2 (i)



Fig. Inauguration Stone



Fig. 2 (vi)



Fig. 3 (vii)



Fig. 5 (iii)



Fig. 5(vi)



Fig. 5(vii)

### 11.2 Police Station Boileuganj (Masonry)



Fig.: 1,2



Fig.: 3



Fig.: 6, 7, 8(ix)



Fig.: 8(iii), 8(ix)



Fig.: 8(iii)



Fig.: 8(vi)



Fig.: 9(ii)



Fig.: 9(vii)



Fig.: 10(iii)




Fig.: 10(iv)

### 11.3 Police Station Chhota Shimla (Masonry)



Fig.: 1,3,6



Fig.: 2



Fig.: 8(vii)




Fig.: 8(viii)



Fig.: 9(ii)



Fig.: 10(iii)



Fig.: 10(vi)



Fig.: 10(vii)

### 11.4 Police Station Dhalli (RCC)



Fig.: 1 Foundation



Fig.: 1




Fig.: 2(vi)



Fig.: 3(vii)



Fig.: 4(iii)



Fig.: 5(vi)

### 11.5 Police Station Sadar (Masonry)



Fig.: 1,2,3,8(ix)



Fig.: 3(i)



Fig.: 5



Fig.: 5, 6, 7



Fig.: 6, 7



Fig.: 8(i)



Fig.: 9(ii)




Fig.: 9(iii), 8(viii)



Fig.: 9(v)



Fig.: 9(vii)



Fig.: 10(vii)



Fig.: 10(viii)

### 11.8 Police Station Lakkar Bazar (Masonry)



Fig.: 1, 2, 3



Fig.: 8(vi)



Fig.: 9(ii)



Fig.: 9(ii)




Fig.: 9(ix)



Fig.: 9(x)



Fig.: 10(3)



Fig.: 10(5)

### 11.9 Police Chowk Sanjauli (RCC)



Fig. Front View



Fig. 2 (i)



Fig. 5 (iii)



Fig.5 (vi)



Fig.1



Fig. Inauguration Stone

## 12. Fire Station

### 12.1 Fire Station Chhota Shimla (RCC)



Fig.: 1



Fig.: 1(ii)



Fig.: 02 Foundation Stone



Fig.: 03 Front View



Fig.: 3(vi)



Fig.: 3(vii)



Fig.: 5(vi)



Fig.: 5(viii)

### 12.2 Fire Station Mall Road (Masonry)



Fig.: 1,2,3



Fig.: 3




Fig.: 8(viii)



Fig.: 8(ix)



Fig.: 9(ii)



Fig.: 9(viii)




Fig.: 9(ix)



Fig.: 10

### 12.3 Fire Station Boileuganj (RCC)



Fig.: Front View



Fig.: Entry



Fig.: 2(ii)



Fig.: 2(vi)



Fig.: 2(xi)



Fig.:2(xii)



Fig.:Almirah




Fig.: Dampness



Fig.: Racks



Fig.: Staircase

**13. Educational Buildings**  
**13.1 Govt.**  
**13.1.1 HP University, Summer Hill**  
**Academic Staff College**



Fig.:1(Front View)



Fig.: 1(Side View)



Fig.:2(Front View)



Fig.: 1 (Inaugurated Stone)



Fig.:2(i)



Fig.: 2(vi)



Fig.:4(ii)




Fig.: 4(iii)



Fig.:4(iv)



Fig.: 5(v)

### Administrative Block



Fig.:1(Front View)



Fig.: 1(Side View)



Fig.:1(Inaugurated Stone)



Fig.: 2(i)



Fig.:2(ii)



Fig.: 2(vi)



Fig.:2(xii)



Fig.: 3(i)



Fig.:3(vii)



Fig.: 4(i) Top Floor




Fig.:4(ii)



Fig.: 4(iii)



Fig.:4(iv)



Fig.: 5(vi)



Fig.:5(vii)

### Arts Block



Fig.:1(Front View)



Fig.: 1(Side View)



Fig.:1(Front View)



Fig.: 1(Back View)



Fig.:2(i)



Fig.: 2(ii)



Fig.:2(vi)



Fig.: 4(ii)



Fig.:4(iii)




Fig.: 4(iv)



Fig.:5(iii)



Fig.: 5(vi)



Fig.:5(vii)



Fig.: Class Room

### Auditorium Block



Fig.:1(Front View)



Fig.: 1(Side View)



Fig.:1(Inaugurated Stone)



Fig.: 1(Back View)



Fig.:2(i)



Fig.: 2(ii)




Fig.:2(vi)



Fig.: 4(ii)



Fig.:4(iii)



Fig.: 4(iv)



Fig.:5(ii)




Fig.: 5(iii)



Fig.:5(vi)



Fig.: 5(vii)



Fig.: Auditorium

### Chief Warden Office



Fig.:1(Front View)



Fig.: 1(Front View)



Fig.:2(i)



Fig.: 2(iii)



Fig.:2(vi)



Fig.: 2(xi)



Fig.:3(vii)



Fig.: 4(ii)



Fig.:4(iii)



Fig.: 4(iv)



Fig.:5(iii)



Fig.: 5(iv)



Fig.:5(vi)



Fig.: 5(vii)

### CoE Block



Fig.1(Front View)



Fig.: 1(Side View)



Fig.1(Inaugurated Stone)



Fig.: 2(i)



Fig.:2(xi)



Fig.: 2(xii)



Fig.:3(vii)



Fig.: 4(ii)




Fig.:4(iii)



Fig.: 4(iv)



Fig.:5(iii)



Fig.: 5(vii)



Fig.: Wall Cracks

### DCC Block



Fig.:1(Front View)



Fig.: 1(Side View)



Fig.:1(Back View)



Fig.: 1(Side View)



Fig.:2(i)



Fig.: 2(ii)



Fig.:2(vi)



Fig.: 3(vii)



Fig.:4(ii)



Fig.: 4(iii)



Fig.:4(iv)




Fig.: 5(ii)



Fig.:5(iii)



Fig.: 5(vi)



Fig.:5(vii)

### EOC Block Phase I



Fig.:1(Front View)



Fig.: 1(Inaugurated Stone)



Fig.:2(i)




Fig.: 2(vi)



Fig.:2(xii)



Fig.: 5(iii)



Fig.:4(ii)




Fig.: 4(iii)




Fig.:4(iv)



Fig.: 5(v)



Fig.:5(vi)



Fig.: 5(vii)



Fig.:Random Pic

### EOC Block Phase II



Fig.:1(Front View)



Fig.: 1(Side View)



Fig.: 1(Inaugurated Stone)



Fig.:2(i)



Fig.: 2(vi)



Fig.:2(xii)



Fig.: 3(vii)



Fig.:4(ii)



Fig.: 4(iii)



Fig.:4(iv)



Fig.: 5(v)



Fig.:5(vii)

### Gandhi Bhawan



Fig.:1(Front View)



Fig.: 1(Inaugurated Stone)



Fig.:2(i)



Fig.: 2(vi)



Fig.:2(xii)



Fig.: 3(vii)



Fig.:4(ii)




Fig.: 4(iii)




Fig.:4(iv)



Fig.: 5(iii)



Fig.:5(vi)



Fig.: 5(vii)




Fig.:Class Room

### Health Centre



Fig.:1(Front View)



Fig.: 1(Side View)



Fig.:1(Inaugurated Stone)



Fig.: 2(i)



Fig.:2(ii)




Fig.: 3(vii)



Fig.: 4(ii)




Fig.:4(iii)



Fig.: 5(iii)



Fig.:5(vi)



Fig.: 5(vii)

### Himalayan Study



Fig.:1(Front View)



Fig.: 1(Side View)



Fig.:1(Back View)



Fig.: 3(Lintel Band)



Fig.:3(Sill Band)



Fig.: 6(c)




Fig.:8(viii)




Fig.: 8(x)



Fig.:9(ix)



Fig.: 9(vi)



Fig.:9(viii)



Fig.: 10(iii)



Fig.: 10(vi)



Fig.:10(vii)



Fig.: 10(viii)



Fig: RCC Column

### HPU Business School



Fig.:1(Front View)



Fig.: 1(Foundation Stone)



Fig.:1(Inaugurated stone)



Fig.: 2(i)




Fig.: 2(vi)



Fig.: 3(vii)



Fig.:4(ii)



Fig.: 4(iii)



Fig.:4(iv)



Fig.: 5(iii)



Fig.:5(vi)



Fig.: 5(vii)



Fig.:Class Room



Fig.: Conference Hall

### ICDEOL Block



Fig.: 1(Front View)



Fig.: 1(Inauguration Stone)



Fig.:1(Front View)



Fig.: 1(Inauguration Stone)



Fig.:2(Front View)



Fig.: 2(Front View)



Fig.:2(i)



Fig.: 2(ii)



Fig.:2(iii)



Fig.: 2(vi)



Fig.:2(xii)



Fig.: 3(i)



Fig.: 3(vii)



Fig.: 4(ii)



Fig.: 4(iii)



Fig.:4(iv)



Fig.: 5(iii)



Fig.:5(vi)



Fig.: 5(vii)



Fig.:Class Room

### IT Lab



Fig.:1(Front View)



Fig.: 1(Inaugurated Stone)



Fig.:2(i)



Fig.: 2(ii)




Fig.:2(vi)



Fig.: 2(xii)



Fig.:3(i)



Fig.: 3(vii)



Fig.:4(ii)



Fig.: 4(iii)



Fig.:4(iv)



Fig.: 5(iii)



Fig.:5(vii)

## Law Department



Fig.:1(Front View)



Fig.: 2(Front View)



Fig.:1(Inaugurated Stone)



Fig.: 2(ii)



Fig.:2(iii)



Fig.: 2(vi)



Fig.:2(xii)



Fig.: 3(vii)



Fig.:4(ii)



Fig.: 4(iii)



Fig.:4(iv)



Fig.: 5(iii)



Fig.:5(vi)



Fig.: 5(vii)



Fig.: Class Room

### Library Block



Fig.:1(Front View)



Fig.: 1(Side View)



Fig.:1(Foundation Stone)



Fig.: 2(i)



Fig.:2(ii)



Fig.: 2(ix)




Fig.:2(vi)



Fig.: 3(vii)



Fig.:4(i)




Fig.: 4(iii)



Fig.:4(iv)



Fig.: 5(iii)



Fig.:5(vi)




Fig.: 5(vii)



Fig.:Library Block



Fig.: Lift

### Multi Facility Block



Fig.:1(Front View)



Fig.: 1(Side View)



Fig.:1(Inauguration Stone)



Fig: 2(i)



Fig.:2(vi)



Fig.: 2(xii)



Fig.:3(vii)



Fig: 4(ii)



Fig.:4(iii)



Fig.: 4(iv)



Fig.:5(iii)




Fig.: 5(v)



Fig.:5(vi)



Fig.: 5(vii)



Fig.:Conference Hall

### Netaji Subhash Chandra Bose Bhawan



Fig.:1(Front View)



Fig.: 1(Side View)



Fig.:2(Front View)



Fig.: 1(Inaugurated Stone)




Fig.:2(i)



Fig.: 2(ii)



Fig.:2(vi)



Fig.: 2(xii)



Fig.:3(vii)



Fig.: 4(ii)



Fig.:4(iii)



Fig.: 4(iv)



Fig.:5(iii)



Fig.: 5(v)



Fig.:5(vi)



Fig.: 5(vii)

### Population Research Centre



Fig.:1(Front View)



Fig.: 1(Inauguration Stone)



Fig.:2(xii)



Fig.: 3(vii)



Fig.:4(ii)



Fig.: 4(iii)



Fig.:4(iv)



Fig.: 5(iii)



Fig.:5(vi)



Fig.: 5(vii)

### Science Block A



Fig.:1(Front View)



Fig.: 2(Front View)



Fig.:1(Foundation Stone)



Fig: 2(i)



Fig.:2(ii)



Fig.: 3(vii)



Fig.:4(ii)



Fig.: 4(iii)



Fig.:4(iv)



Fig.: 5(iii)



Fig.:5(v)



Fig.: 5(vi)



Fig.:5(vii)



Fig.: Chemistry Lab



Fig.:Class Room

### Science Block B



Fig.:1(Foundation Stone)



Fig.: 1(Front View)



Fig.:1(Side View)



Fig.: 2(i)



Fig.:2(ii)




Fig.: 2(vi)



Fig.:3(vii)




Fig.: 4(ii)



Fig.:4(iii)



Fig.: 4(iv)



Fig.:5(iii)



Fig.: 5(vi)



Fig.:5(vii)



Fig.: Class Room

### Students Central Association



Fig.:1(Back View)



Fig.: 1(Front View)



Fig.:3(i) Lintel Band



Fig.: 3(i) Sill Band



Fig.:6(c)



Fig.: 8(viii)



Fig.:8(x)



Fig.: 9(iv)




Fig.:9(ix)



Fig.: 9(vii)



Fig.:9(viii)



Fig.: 10(ii)



Fig.:10(iii)



Fig.: 10(vi)



Fig.:10(vii)

### 13.1.2 CoE Govt. Degree College Sanjauli (Masonry)



Fig.: 3



Fig.: 3(i)



Fig.: 5(vi)



Fig.: 8(i)



Fig.: 8(vii)



Fig.: 8(viii)



Fig.: 8(xii)




Fig.: 9(ix)



Fig.: 10(vii)

### 13.1.3 Govt. Girls Sr. Sec. School Portmore (Masonry)



Fig.: 1, 2



Fig.: 6



Fig.: 8



Fig.: 8(viii)



Fig.: 9(ii)



Fig.: 9(viii)



Fig.: 10(vi)



Fig.: 10(viii)

### 13.1.4 GSSS Lalpani (Masonry)



Fig.: 8(i)



Fig.: 8(vii)



Fig.: 8(viii)




Fig.: 8(ix)




Fig.: 9(ii)



Fig.: 9(iv)



Fig.: 10(i)



Fig.: 10(iv)



Fig.: 10(vi)



Fig.: 10(vii)



Fig.: 10(viii)

### 13.1.5 RG Govt. Degree College Kotshera Auditorium cum Library Block (RCC)



Fig.: Front View



Fig.: Side View



Fig.:Foundation Stone



Fig: 2(i)



Fig.:2(xi)



Fig: 5(iii)



Fig.: 5(vii)



Fig.: Roof

### Science Block (RCC)



Fig.: Front View



Fig.: Side View



Fig.: Foundation Stone



Fig.: 2(i)



Fig.: 2(xi)




Fig.: 5(iii)



Fig.: 5(vii)

### Art Block (RCC)



Fig.:Entry



Fig.: Front View



Fig.: 2(i)



Fig.: 2(vi)



Fig.: 2(xi)



Fig.: 5(iii)



Fig.: 5(vii)



Fig.: Roof

### IT Lab Block (RCC)



Fig.: Front View



Fig.: Side View



Fig.: Back View



Fig.: 2(i)



Fig.: 2(xi)



Fig.: 5(iii)

### 13.1.26 GHS Annadale (RCC)



Fig.: 1



Fig.: 4(i)




Fig.: 5(iv)



Fig.: 5(v)




Fig.: 5(vii)



Fig.: 5(viii)



Fig.:10(vii)

### 13.1.27 GHS Bharari (Masonry)



Fig.: 1



Fig.: 3



Fig.: 3(i)



Fig.: 6(ii)



Fig.: 8(ii)



Fig.: 8(viii)



Fig.: 9(ii)



Fig.: 10(iii)



Fig.: 10(iv)



Fig.: 10(vi)



Fig.: 10(vii)

### 13.1.28 GHS Chaura Maidan (RCC)



Fig.: 1



Fig.: 4



Fig.: 6(ii)



Fig.: 8(iii)



Fig.: 8(vi)



Fig.:8(viii)



Fig.: 9(ii)



Fig.: 9(viii)



Fig.: 9(ix)



Fig.: 10(iii), 9(iv)



Fig.: 10(vi)



Fig.: 10(vii)

13.1.29 GHS Dhalli (Masonry)



Fig.: 7



Fig.: 7



Fig.: 8



Fig.: 8(viii)



Fig.: 9



Fig.: 9(iii)

शिमला किल्ला माध्यमिक पाठशाला					
ठली					
"सम्मान पट" कक्षा दसवीं					
क्र.सं.	वर्ष	नाम	कुल अंक	प्रदर्शन	क्र.सं.
1.	2007-08	नय्योदि	700	520	1.
2.	2008-09	मीना	700	536	2.
3.	2009-10	मीनू	700	536	3.
4.	2010-11	मंजू	700	524	

Fig.: 10(vi)




Fig.: 10(vii)

### 13.1.30 GHS Jakhu (RCC)



Fig.: 1



Fig.: 3(vi)



Fig.: 5(iii)



Fig.: 5(iv), 5(vi)



Fig.: 5(v), 2(vii), 2(xii)



Fig.: 5(v)



Fig.: 5(vi)



Fig.: 5(viii)

### 13.1.31 GHS Kaithu (Masonry)



Fig.: 3(i)



Fig.: 6



Fig.: 6(a)




Fig.: 6(b)



Fig.: 8(i)




Fig.: 8(viii)



Fig.: 8(xiii), 10(v)



Fig.: 9(iii)



Fig.: 9(iii)



Fig.: 9(ix)



Fig.: 10(iii)



Fig.: 10(iv)



Fig.: 10(v)



Fig.: 10(vi)



Fig.: 10(vii)



Fig.: 10(viii)

### 13.1.32 GHS Khalini (RCC)



Fig.: 1



Fig.: 4(iii)



Fig.: 4(iv)



Fig.: 5(v)



Fig.: 5(vii)



Fig.: 5(viii)



Fig.: 10(vi)

### 13.1.33 GHS Krishnanagar (Masonry)



Fig.: 1



Fig.: 6



Fig.: 9(ii)



Fig.: 9(ix)



Fig.: 10(v)



Fig.:10(vii)

### 13.1.34 GHS Summerhill (Masonry)



Fig.: 3



Fig.: 8(iii)



Fig.: 8(viii)



Fig.: 9



Fig.: 10(vi)



Fig.: 10(vi)



Fig.: 10(vii)



Fig.: 10(viii)

### 13.1.35 GHS Tutikandi (Masonry)



Fig.: 7



Fig.: 8(vi)



Fig.: 8(vii)



Fig.: 8(viii)



Fig.: 9(ii)



Fig.: 9(viii)



Fig.: 10(i)



Fig.: 10(v)



Fig.: 10(v), 3(v)



Fig.: 10(vi)



Fig.: 10(vii)




Fig.: 10(viii)

### 13.1.36 GSSS Boileuganj (Masonry)



Fig.: 3(i)



Fig.: 8



Fig.: 8(vi)



Fig.: 8(vii)



Fig.: 8(viii)



Fig.:8(xii)



Fig.: 9(iv)



Fig.: 9(vii)



Fig.: 9(ix)



Fig.: 10(iii)



Fig.: 10(vi)



Fig.: 10(viii)



Fig.: 14

### 13.1.37 GSSS Chhota Shimla (RCC)



Fig.: 1, 5(ii)



Fig.: 3(i)



Fig.: 3(vi)



Fig.: 3(vii)



Fig.: 3(vii), 4(i)



Fig.: 4(i)



Fig.: 4(ii)



Fig.: 5(iii)



Fig.: 5(vi)



Fig.:5(vii)

### 13.1.38 GSSS Lakkar Bazar (Masonry)



Fig.: 3



Fig.: 6



Fig.: 8(iii)



Fig.: 8(vii)



Fig.: 8(viii)



Fig.: 9



Fig.: 9(ii)



Fig.: 9(vi)



Fig.: 9(vii)



Fig.: 10(iii)



Fig.: 10(vii)



Fig.: 10(viii)



Fig.: 14

### 13.1.39 GSSS Phagli (Masonry)



Fig.: 1, 2, 8(v)



Fig.: 6



Fig.: 8(viii)



Fig.: 9(ii)



Fig.: 9(i)



Fig.: 9(ii)



Fig.: 9(iv)



Fig.: 9(vi)



Fig.: 9(ix)



Fig.: 10(iv)



Fig.: 10(vi)



Fig.:10(vii)

### 13.1.41 GSSS Sanjauli (Masonry)



Fig.: 1, 2



Fig.: 1, 2



Fig.: 3



Fig.: 6



Fig.:8(v)



Fig.: 8(vii)



Fig.: 8(viii)



Fig.: 8(ix)




Fig.: 9(ii)



Fig.: 9(ix)



Fig.: 10(iii)



Fig.: 10(vii)



Fig.: 10(viii)

### 13.1.42 GSSS Totu (Masonry)



Fig.: 3



Fig.: 3(v)



Fig.: 6



Fig.: 6(vii)




Fig.: 7




Fig.: 8



Fig.: 8(vii)



Fig.: 8(viii)



Fig.: 9(ii)



Fig.: 9(ii)



Fig.: 10(vi)



Fig.: 10(viii),10(vii)

**13.2 Private**  
**13.2.2 St. Bede's College**  
**Administrative Block (RCC)**



Fig. Front View



Fig. Side View



Fig. Back View



Fig. 2 (ii)




Fig. 2 (iv)



Fig. 4 (i)



Fig. 4 (i) SF



Fig. 5 (ii)



Fig. 5 (iii)



Fig. 5 (iv)



Fig. 5 (vi)



Fig. 5 (vii)

### Library Block (RCC)



Fig. Front View



Fig. Side View



Fig. 2 (i)



Fig. 2 (iv)



Fig. 2 (xi)



Fig. 2 (xii)



Fig. 4 (iv)



Fig. 5 (iii)



Fig. 5 (vi)



Fig. 5 (vii)

### Science Block (RCC)



Fig. Front View 1



Fig. Front View 2



Fig. Back View



Fig. Foundation Stone



Fig. Side View



Fig. Roof



Fig. Wall Cracks



Fig. 2 (i)




Fig. 2 (ii)



Fig. 2 (vi)



Fig. 2 (xii)



Fig. 4 (iv)




Fig. 5 (iii)



Fig. 5 (vi)

### 13.2.4 DAV Sr. Sec School New Shimla Block A (RCC)



Fig.: 1(Front View)



Fig.: 1(Back View)



Fig.: 2(i)



Fig.: 2(ii)



Fig.: 3(vii)



Fig.: 4(ii)



Fig.: 4(iii)




Fig.: 4(iv)



Fig.: 5(ii)



Fig.: 5(iii)



Fig.: 5(iv)



Fig.: 5(vi)



Fig.: 5(vii)



Fig.: Auditorium Hall




Fig.: Ceiling Fan



Fig.: Class Room



Fig.: Ground



Fig.: Lab

### Block A1 (RCC)



Fig.: 1(Front View)



Fig.: 2(i)



Fig.: 2(ii)



Fig.: 2(vi)



Fig.: 3(v)




Fig.: 3(vii)



Fig.: 4(ii)



Fig.: 4(iii)




Fig.: 4(iv)




Fig.: 5(iii)




Fig.: 5(iv)




Fig.: 5(vi)




Fig.: 5(vii)

### 13.2.5 DAV Public Sr. Sec. School, Lakkar Bazar Admin Block (RCC)



Fig.: 1(Front View)



Fig.: 2(i)



Fig.: 2(ii)



Fig.: 3(v)




Fig.: 3(vi)



Fig.: 3(vii)



Fig.: 4(ii)



Fig.: 4(iii)



Fig.: 4(v)



Fig.: 5(ii)



Fig.: 5(iii)



Fig.: 5(iv)




Fig.: 5(vi)



Fig.: 5(vii)



Fig.: Computer Lab

### Library Block (RCC)



Fig.: 1(Front View)



Fig.: 1(Side View)



Fig.: 2(i)



Fig.: 2(ii)




Fig.: 3(vii)



Fig.: 4(ii)



Fig.: 4(iii)



Fig.: 5(iii)



Fig.: 5(v)



Fig.: 5(vi)



Fig.: 5(vii)

### 13.2.6 DAV Public School Totu (RCC)



Fig.:Front View



Fig.: 2(ii)



Fig.: 2(iv)



Fig.: 2(vi)



Fig.: 2(xi)



Fig.: 3(v)




Fig.: 3(vii)



Fig.: 5(ii)



Fig.: 5(iv)



Fig.: 5(vii)

### 13.2.7 RKMV, Auckland (RCC)



Fig. Front View



Fig. Foundation Stone



Fig. Inauguration Stone



Fig. 2 (ii)




Fig. Lift



Fig. Roof



Fig. 2 (vi)



Fig. 2 (xi)



Fig. 3 (vii)



Fig. 5 (iii)



Fig. 5 (vi)



Fig. 5 (vii)

### 13.2.8 Saraswati Vidya Mandir, Vikas Nagar (RCC)



Fig.: Front View



Fig.: Side View



Fig.: Back View



Fig.: Foundation Stone



Fig.: 2(i)




Fig.: 2(ii)



Fig.: 2(iv)



Fig.: 2(vi)



Fig.: 2(xi)



Fig.: 4(ii)



Fig.: 5(iv)



Fig.:5(v)




Fig.:5(vii)

### 13.2.9 Auckland House School Auditorium & Class Room (RCC)



Fig. Front View



Fig. Inaugurated Stone



Fig. Roof



Fig. 2 (i)



Fig. 2 (ii)



Fig. 2 (xii)



Fig. 5 (vi)



Fig 5 (vii)

### Main School Building (Masonry)



Fig. 1 Front View



Fig. 2 Front view



Fig. 6 (b)



Fig. 10 (ii)



Fig. 10 (iii)



Fig. 10 (vi)



Fig. 10 (vii)




Fig . Reinforcement Corrosion

### Library & Class Room (RCC)



Fig. Front View



Fig. 2 (i)



Fig. 2 (ii)



Fig. 5 (iii)



Fig. 5 (iv)



Fig. 5 (vi)



Fig. 5 (vii)

### Sports Block (RCC)



Fig. Front View



Fig. Back View



Fig. 2(i)



Fig. 3(vii)



Fig. 5(vi)

### 13.2.11 Bishop Cotton School Activity Center (RCC)



Fig.: 1 (Front View)



Fig.: 1(Side View)



Fig.: 2(i)



Fig.: 2(ii)



Fig.: 2(vi)



Fig.: 4(iii)




Fig.: 5(iii)



Fig.: 5(vi)




Fig.: 5(vii)

### Boxing Hall & Shooting Block (RCC)



Fig.: 1(Front View)



Fig.: 2(i)



Fig.: 2(xi)



Fig.: 4(ii)



Fig.: 4(iii)



Fig.: 5(vi)



Fig.: 5(vii)

### Class Room & Library Block (RCC)



Fig.: 1(Front View)



Fig.: 1(Back View)



Fig.: 2(i)



Fig.: 2(ii)



Fig.: 2(vi)



Fig.: 4(i)




Fig.: 4(ii)



Fig.: 4(iii)



Fig.: 4(iv)



Fig.: 5(iii)



Fig.: 5(v)



Fig.: 5(vi)

### Junior Block (RCC)



Fig.: 1(Front View)



Fig.: 1(Back View)



Fig.: 1(Side View)



Fig.: 2(i)




Fig.: 2(ii)



Fig.: 2(vi)



Fig.: 4(ii)



Fig.: 4(iii)



Fig.: 4(iv)




Fig.: 5(iii)



Fig.: 5(vi)



Fig.: 5(vii)



Fig.: Ground



Fig.: Inaugurated Stone

### Office & Class Room Block (Masonry)



Fig.: 1(Front View)



Fig.: 1(Side View)



Fig.: 2(Front View)



Fig.: 7(b)



Fig.: 8(ix)



Fig.: 8(viii)



Fig.: 8(x)



Fig.: 9(vi)



Fig.: 10(ii)



Fig.: 10(iii)



Fig.: 10(vi)




Fig.: 10(vii)



Fig.: 10(viii)



Fig.: RCC Column

### 13.2.12 Loreto Convent Tara hall Senior Block (Darbhanga) (RCC)



Fig. Front View



Fig. Back View



Fig. Emergency Exit



Fig. Side View




Fig. 2 (i)




Fig. 2 (ii)




Fig. 2 (vi)



Fig. 5 (ii)



Fig. 5 (iv)



Fig. 5 (vi)

### Senior Block (Marry Wards) (RCC)



Fig. Front View



Fig. Side View



Fig. 2 (ii)



Fig. 3(vii)



Fig. 4 (i)



Fig. 5 (iii)

### Junior Block (Masonry)



Fig. Front View 1



Fig. Front View 2



Fig. Back View



Fig. 6



Fig. 8 (i)



Fig. 10 (iii)



Fig. 10 (iv)



Fig. 10 (vi)



Fig. 10 (vii)



Fig. 10 (viii)

### 13.2.13 Skating Rink (RCC)



Fig.: 1(Foundation Stone)



Fig.: 1(Front View)



Fig.: 1(Side View)



Fig.: 4(iii)




Fig.: 4(v)




Fig.: 5(iii)



Fig.: 5(vii)



Fig.: 5(viii)



Fig.: Foundation Crack



Fig.: wall cracks

### 13.2.14 Arya Sr. Sec. School Auditorium Block (Masonry)



Fig.:1(Front View)



Fig.: 8(ix)



Fig.:8(x)



Fig.: 9(ii)



Fig.:9(iv)



Fig.: 9(ix)



Fig.:9(v)



Fig.: 9(vi)



Fig.:9(vii)



Fig.: 10(ii)



Fig.:10(iii)



Fig.: 10(v)



Fig.:10(vi)



Fig.: 10(vii)



Fig.: 10(viii)



Fig.: Joint Crack



Fig.: Reinforcement Corrosion

### Primary Block (RCC)



Fig.:1(Front View)



Fig.: 2(Front View)



Fig.: 2(i)



Fig.:2(ii)



Fig.: 2(vi)



Fig.:2(xi)



Fig.: 2(xii)



Fig.:3(vii)



Fig.: 4(ii)



Fig.:4(iii)



Fig.: 4(iv)



Fig.:5(vi)



Fig.: 5(vii)



Fig.: Class Room

### Senior Classroom Block (RCC)



Fig.:1(Front View)



Fig.: 1(Front View)



Fig.: 2(i)



Fig.:2(ii)




Fig.: 2(vi)



Fig.:2(xii)



Fig.: 3(vii)



Fig.:4(i) SF



Fig.: 4(ii)



Fig.:4(iii)



Fig.: 4(iv)



Fig.:5(iii)



Fig.: 5(vi)



Fig.:5(vii)



Fig.: Inaugurated Stone

### 13.2.16 Bal Shiksha Niketan Chakkar (RCC)



Fig.: Front View



Fig.: Side View



Fig.: 2(i)



Fig.: 2(ii)



Fig.: 2(xi)



Fig.: 3(v)



Fig.: 4(i)



Fig.: 5(ii)



Fig.:5(iv)



Fig.: 5(v)



Fig.:5(vi)



Fig.:5(vii)

### 13.2.18 Blue Bells High School (Masonry)



Fig.: 1(Entrance)



Fig.: 1(Front View)



Fig.: 1(Side View)



Fig.: 1(b)



Fig.: 3{i(b)}



Fig.: 3{i(c)}



Fig.: 6(b)



Fig.: 8(ix)



Fig.: 8(x)



Fig.: 8(xii)




Fig.: 9(ix)



Fig.: 9(vi)



Fig.: 9(viii)




Fig.: 10(iii)



Fig.: 10(vi)




Fig.: 10(vii)



Fig.: 10(viii)



Fig.: Class Room



Fig.: Foundation Settlement



Fig.: RCC Column

### 13.2.19 Chasplee School, Auckland (Masonry)



Fig. Front View



Fig. 6



Fig. 8 (x)



Fig. 10 (ii)



Fig. 10 (iii)



Fig. 10 (v)



Fig. 10 (vi)



Fig. 10 (vii)

### 13.2.24 Dayanand Public School Block A (Lab Building) (RCC)



Fig.:1(Front View)



Fig.: 1(Side View)



Fig.:2(Front View)



Fig.: 2(vi)



Fig.:2(xii)



Fig.: 4(i)



Fig.:4(ii)



Fig.: 4(iii)



Fig.:4(iv)



Fig.: 4(v) FF




Fig.:4(v) GF



Fig.: 5(iv)



Fig.:5(v)




Fig.: 5(vi)



Fig.:5(vii)



Fig.: Inaugurated Stone

### Block B (Main Building) (RCC)



Fig.:1(Front View)



Fig.: 1(Side View)



Fig.:2(i)



Fig.: 2(ii)



Fig.:2(vi)



Fig.: 2(xii)



Fig.:3(vii)



Fig.: 4(ii)



Fig.:4(iii)




Fig.: 4(iv)



Fig.:4(v)



Fig.: 5(ii)



Fig.:5(iii)



Fig.: 5(v)



Fig.:5(vi)



Fig.: 5(vii)



Fig.: Class Room



Fig.: Foundation Crack



Fig.: Library

### 13.2.25 ECI Chalet Day School, Shimla (Masonry)



Fig.:1(Front View)



Fig.: 1(Side View)



Fig.:3(Lintel Band)



Fig.: 3 (Plinth Band)



Fig.:3(Sill Band)



Fig.: 3{v (a)}



Fig.:3{v (b)}



Fig.: 6




Fig.:8(viii)



Fig.: 8(x)




Fig.:9(ii)



Fig.: 9(iii)



Fig.:9(ix)



Fig.: 9(v)



Fig.:9(vii)



Fig.: 10(ii)



Fig.:10(iii)



Fig.: 10(iv)



Fig.:10(v)



Fig.: 10(vi)



Fig.:10(vii)



Fig.: 10(viii)




Fig.: Auditorium Hall




Fig.: Computer lab

### 13.2.44 Hainault Public School Principal Office Block (Masonry)



Fig.: 1(Front View)




Fig.: 3{i(c)}



Fig.: 3{ii(c)}



Fig.: 6



Fig.: 8(ix)



Fig.: 9(viii)



Fig.: 10(ii)



Fig.: 10(iii)



Fig.: 10(v)



Fig.: 10(vi)



Fig.: 10(vii)




Fig.: 10(viii)



Fig.: RCC Column



Fig.: Steel Beam

### Staff Room Block (Masonry)



Fig.: 1(Front View)



Fig.: 1(Back View)



Fig.: 1(Side View)




Fig.: 3{i(c)}



Fig.: 3{ii(c)}



Fig.: 6



Fig.: 8(viii)



Fig.: 8(x)




Fig.: 9(ii)



Fig.: 9(iv)



Fig.: 9(v)



Fig.: 9(vii)



Fig.: 10(iii)



Fig.: 10(iv)



Fig.: 10(vi)



Fig.: 10(vii)



Fig.: 10(viii)



Fig.: Dampness

### Class Room & Library Block (RCC)



Fig.: 1(Front View)



Fig.: 2(i)



Fig.: 2(ii)



Fig.: 2(vi)



Fig.: 2(xii)



Fig.: 3(vii)



Fig.: 4(i)



Fig.: 4(ii)



Fig.: 4(iv)



Fig.: 4(v)



Fig.: 5(iii)



Fig.: 5(vi)



Fig.: 5(vii)



Fig.: Top Roof

### 13.2.45 Happy Model High School Sanjauli (RCC)



Fig.: Front View



Fig.: 2(i)



Fig.: 2(ii)



Fig.:2(iv)



Fig.: 2(vi)



Fig.: 2(xi)



Fig.: 2(xii)



Fig.: 3(vii)



Fig.: 5(ii)



Fig.: 5(iii)



Fig.: 5(v)



Fig.: 5(vi)



Fig.:5(vii)

### 13.2.46 Himalayan Public School, Kaithu (RCC)



Fig. Front View



Fig. 2 (i)



Fig. 2 (vii)



Fig. 2 (ii)




Fig. 5 (iii)



Fig. 5 (iv)



Fig. Rack



Fig. Roof




Fig. 5 (vi)



Fig. 5 (vii)

### 13.2.50 Kendriya Vidyalaya Jakhu (RCC)



Fig.: 1



Fig.: 1



Fig.: 1




Fig.: 2(vi)



Fig.: 2(xii)



Fig.: 3(vi)



Fig.: 3(vii)



Fig.: 4(ii)



Fig.: 4(iii)



Fig.: 5(iii)



Fig.: 5(iv)



Fig.: 5(v)



Fig.: 5(vi)



Fig.: 5(vii)



Fig.: 5(viii)



Fig.: 7



Fig.: 10(vi)

**13.2.51 Laureate Public School Bharari  
Office & Class Room Block (Masonry)**



Fig.: 1(Front View)



Fig.: 1(Side View)



Fig.: 7(b)



Fig.: 8(viii)



Fig.: 8(x)



Fig.: 10(iii)




Fig.: 10(vi)



Fig.: 10(vii)



Fig.: 10(viii)

### Primary Block (Masonry)



Fig.: 1(Front View)



Fig.: 1(Side view)



Fig.: 2(i)



Fig.: 2(vii)



Fig.: 2(xii)




Fig.: 4(ii)



Fig.: 4(iii)



Fig.: 5(iii)




Fig.: 5(iv)



Fig.: 5(vi)



Fig.: 5(vii)



Fig.: 5(viii)

### 13.2.52 Laureate B.Ed. College (RCC)



Fig.: 1(Front View)



Fig.: 2(i)




Fig.: 2(ii)



Fig.: 2(xii)



Fig.: 3(vi)



Fig.: 4(iii)



Fig.: 5(iii)




Fig.: 5(iv)



Fig.: 5(v)

### 13.2.53 Monal Public School Sanjauli Administrative Block (Masonry)



Fig.: Front View



Fig.: Side View



Fig.: 7(b)




Fig.: 10(ii)



Fig.: 10(iii)




Fig.: 10(iv)



Fig.: 10(vi)



Fig.: 10(viii)

### Block A (RCC)



Fig.: Front View



Fig.: Back View



Fig.: 2(ii)



Fig.: 2(iv)



Fig.: 2(vi)



Fig.: 2(xii)



Fig.: 4(i)



Fig.: 5(iii)



Fig.: 5(iv)




Fig.:5(v)

### 13.2.54 Sacred Heart School Tarahall Junior Block (RCC)



Fig.: 1(Foundation stone)



Fig.: 1(Front View)



Fig.: 1(Side View)




Fig.: 2(i)



Fig.: 2(ii)



Fig.: 2(vi)



Fig.: 2(xii)



Fig.: 3(vii)



Fig.: 4(ii)



Fig.: 4(iii)



Fig.: 4(iv)



Fig.: 5(ii)



Fig.: 5(iv)




Fig.: 5(vi)




Fig.: 5(vii)



Fig.: Parapets



Fig.: Roof

### Senior Block (RCC)



Fig.: 1(Foundation Stone)



Fig.: 1(Front View)



Fig.: 2(i)



Fig.: 2(ii)



Fig.: 2(vi)



Fig.: 2(xii)



Fig.: 4(ii)



Fig.: 4(iii)



Fig.: 4(iv)




Fig.: 5(ii)



Fig.: 5(iv)



Fig.: 5(vi)



Fig.: 5(vii)

### 13.2.55 Sanjay Gandhi Sr. Sec. School New Shimla (RCC)



Fig.: 1(Front View)



Fig.: 2(i)



Fig.: 2(ii)



Fig.: 2(vi)



Fig.: 3(vii)



Fig.: 4(ii)



Fig.: 4(iii)



Fig.: 4(iv)



Fig.: 5(iii)



Fig.: 5(vi)




Fig.: 5(vii)



Fig.: Hall

### 13.2.56 Savitri Public School Talland (RCC)



Fig. Front View



Fig. Back View



Fig. 5 (vii)



Fig. Side View



Fig. Roof



Fig. 2 (i)



Fig. 2 (ii)



Fig. 5 (iii)



Fig. 5 (iv)



Fig. 5 (vi)

### 13.2.57 SD Sr. Sec. School Ram Bazar Admin Block (RCC)



Fig.: 1(Front View)



Fig.: 1(Side View)



Fig.: 2(i)



Fig.: 2(ii)



Fig.: 2(vi)



Fig.: 2(xii)



Fig.: 3(v)



Fig.: 3(vii)




Fig.: 4(i)



Fig.: 4(ii)



Fig.: 4(iii)



Fig.: 4(iv)



Fig.: 4(v)



Fig.: 5(ii)



Fig.: 5(iii)



Fig.: 5(v)



Fig.: 5(vi)



Fig.: 5(vii)

### Play School Building (RCC)



Fig.: 1(Front View)



Fig.: 1(Side View)



Fig.: 2(i)



Fig.: 2(ii)



Fig.: 2(xii)



Fig.: 3(vi)




Fig.: 4(iii)



Fig.: 4(iv)



Fig.: 5(iii)



Fig.: 5(v)



Fig.: 5(vi)



Fig.: 5(vii)

### 13.2.58 Shimla Public School Principal Office Block (RCC)



Fig.: 1(Front View)



Fig.: 1(Inaugurated Stone)



Fig.: 1(Side View)



Fig.: 2(i)



Fig.: 2(ii)



Fig.: 2(vi)



Fig.: 2(xii)



Fig.: 4(ii)



Fig.: 4(iii)




Fig.: 4(iv)



Fig.: 5(ii)



Fig.: 5(iii)



Fig.: 5(iv)



Fig.: 5(vi)



Fig.: 5(vii)



Fig.: Auditorium Hall



Fig.: Class Room



Fig.: rack

### Hostel Block (RCC)



Fig.: (Foundation Stone)



Fig.: 1(Front View)



Fig.: 2 (Front View)



Fig.: 2(i)



Fig.: 2(ii)



Fig.: 2(vi)



Fig.: 2(xii)



Fig.: 4(ii)



Fig.: 4(iii)



Fig.: 4(iv)



Fig.: 5(iii)



Fig.: 5(iv)



Fig.: 5(v)



Fig.: 5(vii)



Fig.: Fan



Fig.: Ground



Fig.: Library

### 13.2.59 Shishu Shiksha Niketan Totu (RCC)



Fig.: Front View



Fig.: Back View



Fig.: 2(ii)



Fig.: 2(xii)




Fig.: 3(vi)



Fig.: 3(vi)



Fig.: 5(ii)




Fig.: 5(iv)



Fig.: 5(v)



Fig.: 5(vii)

### 13.2.60 SPM Model High School Principal Office Block (Masonry)



Fig.: 1(Front View)



Fig.: 7(b)



Fig.: 8(ix)



Fig.: 8(xiv)




Fig.: 9(ii)



Fig.: 9(vii)



Fig.: 10(ii)



Fig.: 10(iii)



Fig.: 10(iv)



Fig.: 10(v)



Fig.: 10(vi)



Fig.: 10(vii)




Fig.: 10(viii)

### Class Room Block (Masonry)



Fig.: 1(Front View)



Fig.: 2(Front View)



Fig.: 6



Fig.: 7(b)



Fig.: 8(ix)



Fig.: 8(x)



Fig.: 9(ii)



Fig.: 9(iii)



Fig.: 9(ix)




Fig.: 10(iii)



Fig.: 10(iv)




Fig.: 10(v)



Fig.: 10(vi)



Fig.: 10(viii)



Fig.: Class Room

### 13.2.62 St. Marry School Chakkar (RCC)



Fig.: Front View



Fig.: Side View



Fig.: Back View



Fig.: 2(i)



Fig.: 2(ii)



Fig.: 2(iii)



Fig.: 2(vi)



Fig.: 2(xii)



Fig.: 3(vi)



Fig.: 3(vii)



Fig.: 4(i)



Fig.: 5(ii)




Fig.: 5(iv)



Fig.: 5(vi)




Fig.: 5(vii)



Fig.: Racks

### 13.2.63 ST. Thomas Sr. Sec. School New Building (RCC)



Fig. Front View



Fig. 2 (ii)



Fig. Emergency Exit




Fig. 2 (vi)



Fig. 5 (iii)



Fig. 5 (vi)




Fig. 5 (vii)

### Old Building (Masonry)



Fig. Front View



Fig. Side View



Fig. 1



Fig. 6




Fig. 8 (ix)



Fig. 9 (ii)



Fig. 10 (ii)




Fig. 10 (viii)

### Govt. Primary School Sankat Mochan



Fig.: 1(Front View)



Fig.: 1 (Side View)



Fig.: 7(b)



Fig.: 9(ii)



Fig.: 9(iii)



Fig.: 9(iv)



Fig.: 9(v)



Fig.: 9(vi)



Fig.: 9(x)



Fig.: 10(iii)



Fig.: 10(v)



Fig.: 10(vi)



Fig.: 10(vii)



Fig.: 10(viii)



Fig.: RCC Column (no cracks)




Fig.: Wall Cracks

### Administration Block



Fig.: Front View



Fig.: Side View



Fig.: Foundation Stone



Fig.: 2(i)




Fig.: 2(vi)



Fig.: 3(vii)



Fig.: 5(v)



Fig.: 5(vii)

**Block A**



Fig.: Front View



Fig.: Side View



Fig.: Entry



Fig.:3[ii(c)]



Fig.: 3[v(c)]



Fig.: 8(x)



Fig.:10(iii)




Fig.: Sill & lintel bands

### Block B



Fig.: Front View



Fig.: Side View

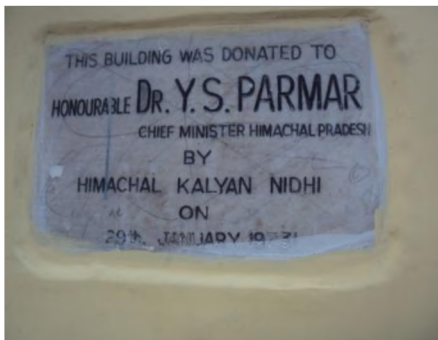


Fig.: Foundation Stone



Fig.: Entry



Fig.: 3(ii)(c)



Fig.: 3(v)(b)



Fig.:3(v)(c)



Fig.: 10(iii)

### Office & Classroom Block



Fig. Front View



Fig. 2(i)



Fig. 2(ii)



Fig. 2(xi)




Fig. Foundation Cracks



Fig. Wall Cracks



Fig. 5 (ii)



Fig. 5(iii)



Fig. 5(vii)



Fig. 1

### Hostel Building



Fig. 1 Front View



Fig. 2 Front View



Fig. Foundation Stone



Fig. Back View



Fig. 6



Fig. 8(x)



Fig. 10 (iii)



Fig. 10 (vii)

### Hostel Building



Fig. Front view



Fig. Back View



Fig. Foundation stone



Fig. Side View



Fig. 6



Fig. 10 (ii)



Fig. 10 (iii)

## 15. Community Hall

### 15.1 Community Centre, New Shimla (RCC)



Fig.: 2(i)



Fig.: 3(i)



Fig.: 3(vi)



Fig.: 3(vii)



Fig.: 4(iii)



Fig.: 5(ii)



Fig.: 5(vi)



Fig.: 5(vii)

### 15.2 Community Hall, Dhalli (RCC)



Fig.: 1



Fig.: 2(xii)



Fig.: 3(vii)



Fig.: 4(i)



Fig.: 4(iii), 3(vi)



Fig.: 4(iii)



Fig.: 4(iv)



Fig.: 5(v)



Fig.: 5(vii)



Fig.: 15

## 16. Parking

### 16.1 Car Parking (High Court) (RCC)



Fig. 1

### 16.2 MC Car Parking (RCC)



Fig. Front View



Fig. Side View



Fig. 2(iii)



Fig. 2(i)



Fig. 3(vii)



Fig.5 (vi)



Fig. 5(vii)




Fig.: Cracks (Stair Slab)

### 16.3 New Car Parking (near HHH) (RCC)



Fig. Front View



Fig. Foundation Stone



Fig. 2 (i)



Fig. 2 (vi)

### 16.4 New Car Parking. Sanjauli (RCC)



Fig. Front View



Fig. Foundation View



Fig. 2 (ii)



Fig.2 (vi)



Fig. 2 (xi)



Fig. 5 (vii)

**17. Religious Place**  
**17.1 Kalibari Temple**  
**Old Building (Masonry)**



Fig. Front view



Fig. Side view



Fig. Front view 2



Fig. 6



Fig. 8(viii)



Fig. 10(iii)



Fig. 10(iv)




Fig. 10(vii)




Fig. 10(viii)



Fig. 1



Fig. 2



Fig. Kalibari Temple



Fig. Rack

### Vivekananda Bhawan (RCC)



Fig. 1 Front view



Fig. 2(i)



Fig. 2(ii)



Fig. 2(vi)



Fig. 2(xii)



Fig. 5(iii)



Fig. 5(v)



Fig. 5(vi)



Fig. 5(vii)

**18.1a Police Line Bharari  
Admin Block (Masonry)**



Fig.: 1(Front View)



Fig.: 1(Back View)



Fig.: 1(c)



Fig.: 4




Fig.: 9(ii)



Fig.: 9(vii)



Fig.: 10(iii)



Fig.: 10(vii)



Fig.: 10(viii)

### Barrack Block (RCC)



Fig.: 1 (Front View)



Fig.: 1 (Side View)



Fig.: 2(i)



Fig.: 2(ii)



Fig.: 2(vi)



Fig.: 2(xii)




Fig.: 3(vii)



Fig.: 4(ii)




Fig.: 4(iii)




Fig.: 4(iv)



Fig.: 5(iii)



Fig.: 5(vii)

### CID Block (RCC)



Fig.: 1 (Front View)



Fig.: 1 (Side View)



Fig.: 2(i)



Fig.: 2(iii)




Fig.: 3(vii)



Fig.: 4(i)



Fig:4(ii)




Fig.: 4(iii)



Fig.: 4(iv)



Fig.: 5(ii)



Fig.: 5(iii)



Fig.: 5(v)



Fig.: 5(vii)



Fig.: Police Line Ground

### 18.1b RKMV, Auckland (RCC)



Fig. Front View



Fig. Foundation Stone



Fig. Inauguration Stone



Fig. 2 (ii)



Fig. Lift



Fig. Roof



Fig. 2 (vi)



Fig. 2 (xi)



Fig. 3 (vii)



Fig. 5 (iii)



Fig. 5 (vi)



Fig. 5 (vii)

### 18.2a Ice Skating Ring Lakkar Bazar(RCC)



Fig.: 1(Foundation Stone)



Fig.: 1(Front View)



Fig.: 1(Side View)



Fig.: 4(iii)



Fig.: 4(v)




Fig.: 5(iii)



Fig.: 5(vii)



Fig.: 5(viii)



Fig.: Foundation Crack




Fig.: wall cracks

### 18.2b MC Rest House Bharari(RCC)



Fig.:1(Front View)



Fig.: 1(Front View)



Fig.: 1 (Foundation Stone)



Fig.: 1(Inaugurated Stone)



Fig.:1(Side View)



Fig.: 2(i)



Fig.:2(iii)




Fig.: 2(vi)



Fig.:4(ii)



Fig.: 4(iii)




Fig.:4(iv)



Fig.: 5(iii)



Fig.:5(vii)



Fig.: Dining Hall



Fig.: Room

### 18.3a Loreto Convent Tarahall Senior Block (Darbhanga) (RCC)



Fig. Front View



Fig. Back View



Fig. Emergency Exit



Fig. Side View



Fig. 2 (i)




Fig. 2 (ii)




Fig. 2 (vi)



Fig. 5 (ii)



Fig. 5 (iv)



Fig. 5 (vi)

### Senior Block (Mary Wards)(RCC)



Fig. Front View



Fig. Side View



Fig. 2 (ii)



Fig. 3(vii)



Fig. 4 (i)



Fig. 5 (iii)

### Junior Block(Masonry)



Fig. Front View 1



Fig. Front View 2



Fig. Back View



Fig. 6



Fig. 8 (i)



Fig. 10 (iii)



Fig. 10 (iv)



Fig. 10 (vi)



Fig. 10 (vii)



Fig. 10 (viii)

### 18.3b Community Centre Chungi Khana (RCC)



Fig.:1(Front View)



Fig.: 1(Side View)



Fig.:1(Foundation Stone)



Fig.: 1(Inaugurated Stone)



Fig.:2(i)



Fig.: 2(vi)




Fig.: 3(vii)



Fig.: 4(ii)



Fig.:4(iii)



Fig.: 5(iii)



Fig.:5(v)



Fig.: Roof at Car Parking

### 18.4a Shimla Nursing College Annadale (RCC)



Fig.: 1(Front View)



Fig.: 1(Side View)



Fig.: 2(i)



Fig.: 2(ii)



Fig.: 2(vi)



Fig.: 2(xii)



Fig.: 4(ii)



Fig.: 4(iii)



Fig.: 4(iv)



Fig.: 5(iii)




Fig.: 5(v)



Fig.: 5(vi)



Fig.: 5(vii)



Fig.: Lab



Fig.: Library

**18.4b RG Govt. Degree College Kotshera  
Auditorium cum Library Block (RCC)**



Fig.: Front View



Fig.: Side View



Fig.: Foundation Stone



Fig.: 2(i)



Fig.: 2(xi)



Fig.: 5(iii)



Fig.: 5(vii)



Fig.: Roof

### Science Block(RCC)



Fig.:Front View



Fig.: Side View



Fig.: Foundation Stone



Fig.: 2(i)



Fig.: 2(xi)




Fig.: 5(iii)



Fig.: 5(vii)

### Art Block(RCC)



Fig.:Entry



Fig.: Front View




Fig.: 2(i)




Fig.: 2(vi)



Fig.: 2(xi)



Fig.: 5(iii)



Fig.: 5(vii)



Fig.: Roof

### IT Lab Block(RCC)



Fig.: Front View



Fig.: Side View



Fig.: Back View



Fig.: 2(i)



Fig.: 2(xi)



Fig.: 5(iii)

### Academy Staff College



Fig.:1(Front View)



Fig.: 1(Side View)



Fig.:2(Front View)



Fig: 1 (Inaugurated Stone)



Fig.:2(i)




Fig.: 2(vi)



Fig.:4(ii)



Fig: 4(iii)




Fig.:4(iv)



Fig: 5(v)

### 18.5a HPU, Summer Hill Administrative Block(RCC)



Fig.:1(Front View)



Fig.: 1(Side View)



Fig.:1(Inaugurated Stone)



Fig.: 2(i)




Fig.:2(ii)




Fig.: 2(vi)



Fig.:2(xii)




Fig.: 3(i)



Fig.:3(vii)



Fig.: 4(i) Top Floor




Fig.:4(ii)



Fig.: 4(iii)



Fig.:4(iv)



Fig.: 5(vi)



Fig.:5(vii)

### Arts Block(RCC)



Fig.:1(Front View)



Fig.: 1(Side View)



Fig.:1(Front View)



Fig.: 1(Back View)



Fig.:2(i)



Fig.: 2(ii)



Fig.:2(vi)



Fig.: 4(ii)



Fig.:4(iii)




Fig.: 4(iv)



Fig.:5(iii)



Fig.: 5(vi)



Fig.:5(vii)



Fig.: Class Room

### Auditorium Block(RCC)



Fig.:1(Front View)



Fig.: 1(Side View)



Fig.:1(Inaugurated Stone)



Fig.: 1(Back View)



Fig.:2(i)



Fig: 2(ii)




Fig.:2(vi)



Fig.: 4(ii)



Fig.:4(iii)



Fig.: 4(iv)



Fig.:5(ii)




Fig.: 5(iii)



Fig.:5(vi)



Fig.: 5(vii)



Fig.:Auditorium

### Chief Warden Office(RCC)



Fig.:1(Front View)



Fig.: 1(Front View)



Fig.:2(i)



Fig.: 2(iii)



Fig.:2(vi)



Fig.: 2(xi)



Fig.:3(vii)



Fig.: 4(ii)



Fig.:4(iii)



Fig.: 4(iv)



Fig.:5(iii)



Fig.: 5(iv)



Fig.:5(vi)



Fig.: 5(vii)

### CoE Block(RCC)



Fig.:1(Front View)



Fig.: 1(Side View)



Fig.:1(Inaugurated Stone)



Fig.: 2(i)



Fig.:2(xi)



Fig.: 2(xii)



Fig.:3(vii)



Fig.: 4(ii)



Fig.:4(iii)



Fig.: 4(iv)



Fig.:5(iii)



Fig.: 5(vii)



Fig.: Wall Cracks

### DCC Block(RCC)



Fig.:1(Front View)



Fig.: 1(Side View)



Fig.:1(Back View)



Fig.: 1(Side View)



Fig.:2(i)



Fig.: 2(ii)



Fig.:2(vi)



Fig.: 3(vii)



Fig.:4(ii)



Fig.: 4(iii)



Fig.:4(iv)




Fig.: 5(ii)




Fig.:5(iii)



Fig.: 5(vi)



Fig.:5(vii)

### EOC Block Phase I(RCC)



Fig.:1(Front View)



Fig.: 1(Inaugurated Stone)



Fig.:2(i)




Fig.: 2(vi)



Fig.:2(xii)



Fig.: 5(iii)



Fig.:4(ii)



Fig.: 4(iii)



Fig.:4(iv)



Fig.: 5(v)



Fig.:5(vi)




Fig.: 5(vii)



Fig.:Random Pic

### EOC Block Phase II(RCC)



Fig.:1(Front View)



Fig.: 1(Side View)



Fig.: 1(Inaugurated Stone)



Fig.:2(i)



Fig.: 2(vi)



Fig.:2(xii)



Fig.: 3(vii)



Fig.:4(ii)



Fig.: 4(iii)



Fig.:4(iv)



Fig.: 5(v)



Fig.:5(vii)

### Gandhi Bhawan(RCC)



Fig.:1(Front View)



Fig.: 1(Inaugurated Stone)



Fig.:2(i)



Fig.: 2(vi)



Fig.:2(xii)



Fig.: 3(vii)



Fig.:4(ii)



Fig.: 4(iii)




Fig.:4(iv)



Fig.: 5(iii)



Fig.:5(vi)



Fig.: 5(vii)




Fig.:Class Room

### Health Centre(RCC)



Fig.:1(Front View)



Fig.: 1(Side View)



Fig.:1(Inaugurated Stone)



Fig.: 2(i)



Fig.:2(ii)



Fig.: 3(vii)



Fig.: 4(ii)




Fig.:4(iii)



Fig.: 5(iii)



Fig.:5(vi)



Fig.: 5(vii)

### Himalayan Study(RCC)



Fig.:1(Front View)



Fig.: 1(Side View)



Fig.:1(Back View)



Fig.: 3(Lintel Band)



Fig.:3(Sill Band)



Fig.: 6(c)



Fig.:8(viii)




Fig.: 8(x)



Fig.:9(ix)



Fig.: 9(vi)



Fig.:9(viii)



Fig.: 10(iii)



Fig.: 10(vi)



Fig.: 10(vii)



Fig.: 10(viii)



Fig.:RCC Column

### HPU Business School(RCC)



Fig.:1(Front View)



Fig.: 1(Foundation Stone)



Fig.:1(Inaugurated stone)



Fig.: 2(i)



Fig.:2(vi)



Fig.: 3(vii)



Fig.: 4(ii)



Fig.: 4(iii)



Fig.:4(iv)



Fig.: 5(iii)



Fig.:5(vi)



Fig.: 5(vii)



Fig.:Class Room




Fig.: Conference Hall

### ICDEOL Block(RCC)



Fig.: 1(Front View)



Fig.: 1(Inaugrated Stone)



Fig.:1(Front View)



Fig.: 1(Inaugrated Stone)



Fig.:2(Front View)



Fig.: 2(Front View)



Fig.:2(i)



Fig.: 2(ii)



Fig.:2(iii)



Fig.: 2(vi)



Fig.:2(xii)



Fig.: 3(i)



Fig.: 3(vii)



Fig.: 4(ii)



Fig.: 4(iii)



Fig.:4(iv)



Fig.: 5(iii)



Fig.:5(vi)



Fig.: 5(vii)




Fig.:Class Room

### IT Lab(RCC)



Fig.:1(Front View)



Fig.: 1(Inaugurated Stone)



Fig.:2(i)



Fig.: 2(ii)




Fig.:2(vi)



Fig.: 2(xii)



Fig.:3(i)



Fig.: 3(vii)



Fig.:4(ii)



Fig.: 4(iii)



Fig.:4(iv)



Fig.: 5(iii)



Fig.:5(vii)

### Law Department(RCC)



Fig.:1(Front View)



Fig.: 2(Front View)



Fig.:1(Inaugurated Stone)



Fig.: 2(ii)



Fig.:2(iii)



Fig.: 2(vi)



Fig.:2(xii)



Fig.: 3(vii)



Fig.:4(ii)



Fig.: 4(iii)



Fig.:4(iv)



Fig.: 5(iii)



Fig.:5(vi)



Fig.: 5(vii)



Fig.:Class Room

### Library Block(RCC)



Fig.:1(Front View)



Fig.: 1(Side View)



Fig.:1(Foundation Stone)



Fig.: 2(i)



Fig.:2(ii)



Fig.: 2(ix)




Fig.:2(vi)




Fig.: 3(vii)



Fig.:4(i)




Fig.: 4(iii)



Fig.:4(iv)



Fig.: 5(iii)



Fig.:5(vi)




Fig.: 5(vii)



Fig.:Library Block



Fig.: Lift

### Multi Facility Block(RCC)



Fig.:1(Front View)



Fig.: 1(Side View)



Fig.:1(Inaugurated Stone)



Fig.: 2(i)



Fig.:2(vi)



Fig.: 2(xii)



Fig.:3(vii)



Fig.: 4(ii)



Fig.:4(iii)



Fig.: 4(iv)



Fig.:5(iii)




Fig.: 5(v)



Fig.:5(vi)



Fig.: 5(vii)



Fig.:Conference Hall

### Netaji Subhash Chandra Bose Bhawan(RCC)



Fig.:1(Front View)



Fig.: 1(Side View)



Fig.:2(Front View)



Fig.: 1(Inaugurated Stone)



Fig.:2(i)



Fig.: 2(ii)



Fig.:2(vi)



Fig.: 2(xii)



Fig.:3(vii)



Fig.: 4(ii)



Fig.:4(iii)



Fig.: 4(iv)



Fig.:5(iii)



Fig.: 5(v)



Fig.:5(vi)



Fig.: 5(vii)

### Population Research Centre(RCC)



Fig.:1(Front View)



Fig.: 1(Inauguration Stone)



Fig.:2(xii)



Fig.: 3(vii)



Fig.:4(ii)



Fig.: 4(iii)



Fig.:4(iv)



Fig.: 5(iii)



Fig.:5(vi)



Fig.: 5(vii)

### Science Block A(RCC)



Fig.:1(Front View)



Fig.: 2(Front View)



Fig.:1(Foundation Stone)



Fig.: 2(i)



Fig.:2(ii)



Fig.: 3(vii)



Fig.:4(ii)



Fig.: 4(iii)



Fig.:4(iv)



Fig.: 5(iii)



Fig.:5(v)



Fig.: 5(vi)



Fig.:5(vii)



Fig.: Chemistry Lab



Fig.:Class Room

### Science Block B(RCC)



Fig.:1(Foundation Stone)



Fig.: 1(Front View)



Fig.:1(Side View)



Fig: 2(i)



Fig.:2(ii)



Fig.: 2(vi)



Fig.:3(vii)



Fig.: 4(ii)



Fig.:4(iii)



Fig.: 4(iv)



Fig.:5(iii)



Fig.: 5(vi)



Fig.:5(vii)



Fig.: Class Room

### Students Central Association(Masonry)



Fig.:1(Back View)



Fig.: 1(Front View)



Fig.:3(i) Lintel Band



Fig.: 3(i) Sill Band



Fig.:6(c)



Fig.: 8(viii)



Fig.:8(x)



Fig.: 9(iv)



Fig.:9(ix)



Fig.: 9(vii)



Fig.:9(viii)



Fig.: 10(ii)



Fig.:10(iii)



Fig.: 10(vi)



Fig.:10(vii)

### 18.6a AAY BEE Banquet Hall Totu(RCC)



Fig.: 1(Entry)



Fig.: 1(Front View)



Fig.: 2(i)



Fig.: 2(ii)



Fig.: 2(vi)



Fig.: 2(xii)



Fig.: 4(ii)



Fig.: 4(iii)



Fig.: 4(iv)



Fig.: 5(iii)



Fig.: 5(iv)



Fig.: 5(v)



Fig.: 5(vii)



Fig.: Hall



Fig.: Roof

### 18.6b Yaadgar Temple



**Fig.: 1**



**Fig.: 2**

### 18.7a Gopal Mandir(RCC)



Fig.: 1(Front View)



Fig.: 1(Back View)



Fig.: 1(Side View)



Fig.: 4(ii)



Fig.: 4(iii)



Fig.: 4(iv)



Fig.: 5(iii)



Fig.: 5(v)




Fig.: Fan

**18.7b Sankat Mochan Temple  
Main Temple Block(Masonry)**



Fig.: 1(Front View)



Fig.: 1(Side View)



Fig.: 1(Back View)



Fig.: 1(Foundation Stone)



Fig.: 3(Sill & Lintel Bands)



Fig.: 7(c)



Fig.: 9(RCC Column)



Fig.: 9(vi)



Fig.: 10(ii)



Fig.: 10(iii)



Fig.:10(vi)



Fig.: 10(vii)



Fig.: 10(viii)



Fig.: Temple Hall

### Office Block(RCC)



Fig. 1(Front View)



Fig.: Side View



Fig.: 2(i)




Fig.: 4(ii)



Fig.: 4(iii)




Fig.: 4(iv)



Fig.:5(iii)



Fig.: 5(vii)




Fig.: Racks

### Bhandara Hall(RCC)



Fig.:1(Front View)



Fig.: 2(i)



Fig.:2(ii)



Fig.: 2(vi)



Fig.: 3(vii)



Fig.: 4(ii)



Fig.: 4(iii)



Fig.: 4(iv)



Fig.: 5(v)

### Ayurvedic Hospital Block(RCC)



Fig.:1(Front View)



Fig.: 1(Side View)



Fig.: 2(i)



Fig.: 2(vi)



Fig.:2(vi)




Fig.: 4(ii)



Fig.: 4(iii)



Fig.: 5(vii)

### Toilet Block(RCC)



Fig.: 1(Front View)



Fig.: 1 (Side View)



Fig.:2(i)



Fig.: 4(ii)



Fig.: 4(iii)



Fig.: 4(iv)



Fig.: 5(iii)



Fig.: Toilet

### 18.8a G.H.S Tutikandi(Masonry)



Fig.: 7



Fig.: 8(vi)



Fig.: 8(vii)



Fig.: 8(viii)



Fig.: 9(ii)



Fig.: 9(viii)



Fig.: 10(i)



Fig.: 10(v)



Fig.: 10(v), 3(v)



Fig.: 10(vi)



Fig.: 10(vii)




Fig.: 10(viii)

### 18.8b ISBT Tutikandi(RCC)



Fig.: 1



Fig.: 2(i)



Fig.: 2(iv)




Fig.:2(vi)



Fig.: 2(viii)



Fig.: 2(ix)



Fig.: 3(i)



Fig.:3(ii), 3(v)



Fig.: 3(vi), 5(ii)



Fig.: 4



Fig.: 5(ii)



Fig.: 5(vi)



Fig.: 5(viii)

### 18.9a Railway Club Nabha(Masonry)



Fig.: 1(Front View)



Fig.: 1 (Side View)




Fig.: 1(c)



Fig.: 10(iii)



Fig.: Hall



Fig.: Outside Wall Cracks



Fig.: Wall Cracks 1



Fig.: Wall Cracks 2

### 18.9b Govt Primary School Nabha(Masonry)



Fig.: 1(Front View)



Fig.: 1 (Side View)



Fig.: 3{v(a)}



Fig.: 6



Fig.: 8(x)




Fig.: 10(iii)



Fig.: 10(v)



Fig.: 10 (vi)



Fig.: 10(vii)



Fig.: 10 (viii)

### 18.10a GSSS Phagli(Masonry)



Fig.: 1, 2, 8(v)



Fig.: 6



Fig.: 8(viii)



Fig.: 9(ii)



Fig.: 9(i)

Fig.: 9(ii)



Fig.: 9(iv)



Fig.: 9(vi)



Fig.: 9(ix)



Fig.: 10(iv)



Fig.: 10(vi)



Fig.:10(vii)

### 18.10b Building of Education Department Phagli Elementary Education(RCC) New Building



Fig.:1(Foundation Stone)



Fig.: 1(Front View)



Fig.:1 (Inaugurated Stone)



Fig: 2(i)




Fig.:2(iv)



Fig: 2(xii)



Fig.:4(ii)



Fig: 4(iii)




Fig.:4(iv)




Fig.: 5(iii)



Fig.:5(vi)



Fig.: 5(vii)



Fig.: Wall Cracks

### Old Building(Masonry)



Fig.:1(Front View)



Fig.: 1(Side View)



Fig.:3(i)(Sill & Lintel Band)



Fig.: 6(b)



Fig.:8(ix)



Fig.: 8(vii)



Fig.:8(viii)




Fig.: 8(x)



Fig.: 9(ii)



Fig.: 9(ix)



Fig.:9(v)



Fig.: 9(vi)




Fig.:9(viii)



Fig.: 10(iii)



Fig.: 10(vi)



Fig.: 10(vii)



Fig.: Dampness



Fig.: RCC Column

### Higher Education Department Block A(RCC)



Fig.:1(Front View)



Fig.: 1(Side View)



Fig.:1(Foundation Stone)



Fig.: 1(Inaugurated Stone)




Fig.:2(i)



Fig.: 2(ii)



Fig.:2(vi)



Fig.: 2(xii)



Fig.:3(v)



Fig.: 4(ii)




Fig.:4(iii)



Fig.: 4(iv)



Fig.:5(ii)



Fig.: 5(iii)



Fig.:5(v)



Fig.: 5(vi)



Fig.:5(vii)

### Block B(Masonry)



Fig.:1(Front View)



Fig.: 1(b)



Fig.:3 (Lintel Band)



Fig.: 6(b)




Fig.:8(viii)



Fig.: 8(x)



Fig.:9(ii)



Fig.: 9(iii)



Fig.:9(ix)



Fig.: 9(vi)



Fig.:9(viii)



Fig.: 10(iii)



Fig.:10(vi)



Fig.: 10(vii)



Fig.:10(viii)



Fig.: Dampness



Fig.:Foundation settlement



Fig.: Joint Crack (i)



Fig.:Joint crack (ii)



Fig.: Joint Crack (iii)



Fig.:Reinforcement Corrosion

### Block C(RCC)



Fig.:1(Front View)



Fig.: 1(Inaugurated Stone)



Fig.:2(Front View)



Fig.: 2(i)



Fig.:2(ii)




Fig.: 2(vi)



Fig.:2(xii)



Fig.: 3(i)



Fig.:4(ii)



Fig.: 4(iii)



Fig.:4(iv)



Fig.: 5(iii)



Fig.:5(v)



Fig.: 5(VI)



Fig.:5(vii)



Fig.: Joint Crack (i)



Fig.:Joint Crack (ii)



Fig.: Wall Crack

### Sarva Shikhsa Abhiyan(RCC)



Fig.:1(Front View)



Fig.: 1(Side View)



Fig.:2(Front View)



Fig.: 1(Inaugurated Stone)



Fig.:2(ii)



Fig.: 2(vi)



Fig.:3(vii)



Fig.: 4(ii)



Fig.:4(iii)



Fig.:4(iv)



Fig.:5(iii)



Fig.: 5(vi)



Fig.: 5(vii)

### 18.11a Valmiki Mandir Krishnanagar(Masonry)



Fig.:1(Front View)



Fig.: 1(Side View)



Fig.: 1(c)



Fig.: 6(b)



Fig.:8(viii)



Fig.: 9(vi)




Fig.:9(viii)



Fig.: 10(iii)



Fig.:10(iv)



Fig.: 10(vii)



Fig.:Hall



Fig.: RCC Column

### 18.11b GSSS Lalpani(Masonry)



Fig.: 8(i)



Fig.: 8(vii)




Fig.: 8(viii)




Fig.: 9(ii)



Fig.: 9(iv)



Fig.: 10(i)



Fig.: 10(iv)



Fig.: 10(vi)



Fig.: 10(vii)



Fig.: 10(viii)

### MC Tax Building



Fig. Front View



Fig. Side View



Fig. 2(iii)



Fig. 2(i)




Fig. 3(vii)



Fig.5 (vi)



Fig. 5(vii)



Cracks (Stair Slab)

### 18.12a SD School Ram Bazar Admin Block(RCC)



Fig.: 1(Front View)

Fig.: 1(Side View)

Fig.: 2(i)



Fig.: 2(ii)



Fig.: 2(vi)



Fig.: 2(xii)



Fig.: 3(v)



Fig.: 3(vii)




Fig.: 4(i)



Fig.: 4(ii)



Fig.: 4(iii)



Fig.: 4(iv)



Fig.: 4(v)



Fig.: 5(ii)



Fig.: 5(iii)



Fig.: 5(v)



Fig.: 5(vi)



Fig.: 5(vii)

### Play School Building(RCC)



Fig.: 1(Front View)



Fig.: 1(Side View)



Fig.: 2(i)



Fig.: 2(ii)




Fig.: 2(xii)




Fig.: 3(vi)



Fig.: 4(iii)



Fig.: 4(iv)



Fig.: 5(iii)



Fig.: 5(v)



Fig.: 5(vi)



Fig.: 5(vii)

### 18.12b Old Bus Stand Shimla(RCC)



Fig.: 1(i)



Fig.: 2(i)




Fig.: 3(vi)



Fig.: 4




Fig.: 4(iii)



Fig.: 4(iii)



Fig.: 5(vi)



Fig.: 10(vi)



Fig.: 11(vii)



Fig.: 12

### 18.13a DAV Primary School Mall Road(Masonry)



Fig.: 1(Front View)




Fig.: 9(ii)



Fig.: 9(vi)



Fig.: 9(vii)



Fig.: 10(iii)



Fig.: 10(v)



Fig.: 10(vi)



Fig.: 10(vii)



Fig.: 10(viii)



Fig.: RCC Beam




Fig.: RCC Column

### 18.13b Indira Gandhi Sports Complex Mall Road(RCC)



Fig.: 1(Foundation Stone)



Fig.: 1(Front View)



Fig.: 1(Inaugurated Stone)



Fig.: 1(Side View)



Fig.: 2(i)



Fig.: 2(xii)



Fig.: 3(vi)



Fig.: 3(vii)



Fig.: 4(i)



Fig.: 4(iii)



Fig.: 4(iv)




Fig.: 5(iii)



Fig.: 5(vi)



Fig.: 5(vii)



Fig.: Wall Crack

### 18.14a Kendriya Vidyalaya Jakhu(RCC)



Fig.: 1



Fig.: 1



Fig.: 1




Fig.: 2(vi)



Fig.: 2(xii)



Fig.: 3(vi)



Fig.: 3(vii)



Fig.: 4(ii)



Fig.: 4(iii)



Fig.: 5(iii)



Fig.: 5(iv)



Fig.: 5(v)

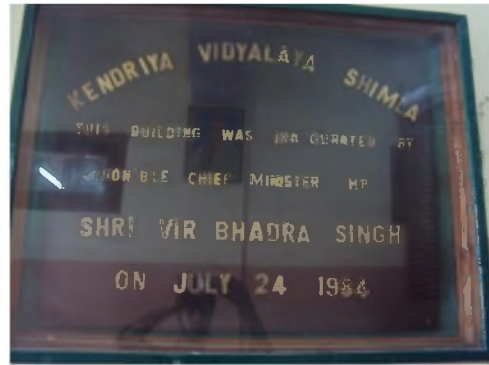


Fig.: 5(vi)



Fig.: 5(vii)



Fig.: 5(viii)



Fig.: 7



Fig.: 10(vi)

### 18.15a Hainault Public School Benmore Principal Office Block(RCC)



Fig.: 1(Front View)




Fig.: 3{i(c)}



Fig.: 3{ii(c)}



Fig.: 6



Fig.: 8(ix)



Fig.: 9(viii)



Fig.: 10(ii)



Fig.: 10(iii)



Fig.: 10(v)



Fig.: 10(vi)



Fig.: 10(vii)




Fig.: 10(viii)



Fig.: RCC Column



Fig.: Steel Beam

### Staff Room Block(Masonry)



Fig.: 1(Front View)



Fig.: 1(Back View)



Fig.: 1(Side View)




Fig.: 3{i(c)}



Fig.: 3{ii(c)}



Fig.: 6



Fig.: 8(viii)



Fig.: 8(x)




Fig.: 9(ii)



Fig.: 9(iv)



Fig.: 9(v)



Fig.: 9(vii)



Fig.: 10(iii)



Fig.: 10(iv)




Fig.: 10(vi)



Fig.: 10(vii)



Fig.: 10(viii)



Fig.: Dampness

### Class Room & Library Block(



Fig.: 1(Front View)



Fig.: 2(i)



Fig.: 2(ii)



Fig.: 2(vi)



Fig.: 2(xii)




Fig.: 3(vii)



Fig.: 4(i)



Fig.: 4(ii)




Fig.: 4(iv)



Fig.: 4(v)



Fig.: 5(iii)




Fig.: 5(vi)



Fig.: 5(vii)



Fig.: Top Roof

**18.16a SPM Model High School Engine Ghar  
Principal Office Block(Masonry)**



Fig.: 1(Front View)



Fig.: 7(b)



Fig.: 8(ix)



Fig.: 8(xiv)




Fig.: 9(ii)



Fig.: 9(vii)



Fig.: 10(ii)



Fig.: 10(iii)



Fig.: 10(iv)



Fig.: 10(v)



Fig.: 10(vi)



Fig.: 10(vii)




Fig.: 10(viii)

### Class Room Block(Masonry)



Fig.: 1(Front View)



Fig.: 2(Front View)



Fig.: 6



Fig.: 7(b)



Fig.: 8(ix)



Fig.: 8(x)



Fig.: 9(ii)



Fig.: 9(iii)



Fig.: 9(ix)



Fig.: 10(iii)



Fig.: 10(iv)



Fig.: 10(v)



Fig.: 10(vi)



Fig.: 10(viii)



Fig.: Class Room

### 18.17a St. Xavier School Sanjauli Chowk(RCC)



Fig.: 1(Front View)



Fig.: 2(i)



Fig.: 2(ii)



Fig.: 2(iii)



Fig.: 2(vi)



Fig.: 2(xii)



Fig.: 3(vii)



Fig.: 4(i)



Fig.: 4(ii)



Fig.: 4(iv)




Fig.: 5(iii)



Fig.: 5(vi)



Fig.: 5(vii)

**18.17b CoE Govt. Degree College Sanjauli (Masonry)**



Fig.: 3



Fig.: 3(i)



Fig.: 5(vi)



Fig.: 8(i)



Fig: 8(ii)



Fig.: 8(vii)



Fig.: 8(viii)



Fig.: 8(xii)




Fig.: 9(ix)

### 18.18a Janjatiya Bhawan Dhalli New Building (RCC)



Fig.: 1(Front View)



Fig.: 1 (Inaugurated Stone)



Fig.: 2(i)



Fig.: 2(iii)



Fig.: 2(xii)



Fig.: 4(ii)



Fig.: 4(iii)



Fig.: 4 (iv)




Fig.: 5(iii)



Fig.: 5(v)



Fig.: 5(vii)



Fig.: Hall

### Old Building (RCC)



Fig.: 1(Foundation Stone)



Fig.: 1(Front View)



Fig.: 1(Inaugurated Stone)



Fig.: 2(i)



Fig.: 2(ii)



Fig.: 2(iii)



Fig.: 2(vi)




Fig.: 2(xii)




Fig.: 3(vii)



Fig.: 4(ii)




Fig.: 4(iii)



Fig.: 4(iv)




Fig.: 5(iii)




Fig.:5(vii)

### 18.18b MC Office Dhalli (RCC)



Fig.: 1



Fig.: 2(xii)




Fig.: 3(vii)



Fig.: 4(i)



Fig.: 4(iii), 3(vi)



Fig.: 4(iii)



Fig.: 4(iv)



Fig.: 5(v)




Fig.: 5(vii)



Fig.: 15

**18.19a Shivalik Institute of Nursing Bhattakufer  
Library Block (RCC)**



Fig.: 1(Front View)



Fig.: 1(Back View)



Fig.: 2(Front View)



Fig.: 2(i)



Fig.: 2(ii)



Fig.: 2(vi)



Fig.: 2(xii)



Fig.: 4(ii)



Fig.: 4(iii)




Fig.: 4(iv)



Fig.: 5(v)



Fig.: 5(vi)



Fig.: 5(vii)



Fig.: Library

### Reception Block (RCC)



Fig.: 1(Front View)



Fig.: 1(Side View)



Fig.: 2(ii)



Fig.: 2(vi)



Fig.: 2(xii)



Fig.: 3(vii)



Fig.: 4(i)



Fig.: 4(ii)




Fig.: 4(iv)




Fig.: 5(iii)



Fig.: 5(v)



Fig.: 5(vi)



Fig.: 5(vii)



Fig.: Roof

**18.19b Hill Grove Sr. Sec. School Chamiyana  
New Block (RCC)**



Fig.: 1(Front View)



Fig.: 2(i)



Fig.: 2(xii)



Fig.: 4(iii)



Fig.: 5(ii)




Fig.: 4(iv)



Fig.: 5(iii)



Fig.: 5(iv)



Fig.: 5(i)




Fig.: 4(ii)




Fig.: 5(vii)

### Old Block (RCC)



Fig.: 1(Front View)



Fig.: 1(Side View)



Fig.: 2(vi)



Fig.: 2(xii)



Fig.: 5(iii)



Fig.: 4(ii)




Fig.: 5(vi)



Fig.: 4(v)



Fig.: 5(vii)



Fig.: 4(ii)

### 18.20a Saraswati Paradise School (RCC)



Fig.: 1 (Front View)



Fig.: 1 (Side View)



Fig.: 2(i)



Fig.: 2(ii)



Fig.: 2(vi)



Fig.: 3(i)



Fig.: 4(ii)



Fig.: 4(iii)



Fig.: 4(iv)



Fig.: 5(ii)



Fig.: 5(iii)



Fig.: 5(iv)



Fig.: 5(vi)



Fig.: 5(vii)



Fig.: Emergency Exit

**18.20b Directorate Of Horticulture Nav Bahar  
Directorate Building (RCC)**



Fig.: 1(Front View)



Fig.: 1 (Back View)



Fig.: 1(side View)



Fig.: 2(i)



Fig.: 2(ii)



Fig.: 2(vi)



Fig.: 2(xi)



Fig.: 2(xii)



Fig.: 3(vii)




Fig.: 4(ii)



Fig.: 4(iii)




Fig.: 4(iv)



Fig.: 5(iii)




Fig.: 5(vi)



Fig.: 5(vii)

### FT Factory Building (RCC)



Fig.: 1(Front View)



Fig.: 1(Side View)



Fig.: 2(ii)



Fig.: 2(vi)



Fig.: 4(i)



Fig.: 5(vii)



Fig.: 5(vi)




Fig.: 4(iii)




Fig.: 4(iv)



Fig.: 4(v)




Fig.: Floor




Fig.: Wall Crack



Fig.: 4(ii)



Fig.: 2(i)

### Laboratory Building(RCC)



Fig.: 1(Front View)



Fig.: 1(Back View)



Fig.: 1(Side View)



Fig.: 2(i)



Fig.: 2(ii)



Fig.: 2(vi)



Fig.: 2(xi)



Fig.: 2(xii)



Fig.: 3(vii)



Fig.: 4(i)




Fig.: 4(ii)



Fig.: 4(iii)



Fig.: 4(iv)



Fig.: 5(iii)



Fig.: 5(vi)



Fig.: 5(vii)

### 18.21a Saraswati Vidya Mandir Kasumpti (RCC)



Fig.: Front View



Fig.: Side View



Fig.: Back View



Fig.: Foundation Stone



Fig.: 2(i)



Fig.: 2(ii)



Fig.: 2(iv)



Fig.: 2(vi)



Fig.: 2(xi)



Fig.: 4(ii)



Fig.: 5(iv)



Fig.:5(v)




Fig.:5(vii)

### 18.21b GSSS Kasumpti (RCC)



Fig.: 1, 5(ii)



Fig.: 3(i)



Fig.: 3(vi)



Fig.: 3(vii)



Fig.: 3(vii), 4(i)



Fig.: 4(i)



Fig.: 4(ii)



Fig.: 5(iii)



Fig.: 5(vi)



Fig.:5(vii)

**18.22a Central School for Tibetans Chhota Shimla  
Principal Block (RCC)**



Fig.:Front View



Fig.: Side View



Fig.:Back View



Fig.: 2(i)



Fig.:2(ii)




Fig.:2(vi)



Fig.: 3(vii)



Fig.:5(iii)



Fig.: 5(vi)

### Prayer Block (Masonry)



Fig.:Front View



Fig.: Side View



Fig.: 6



Fig.: 7(b)



Fig.: 8(x)



Fig.: 10(iii)



Fig.: 10(vi)



Fig.:10(viii)

### Class Room & Library Block (RCC)




Fig.: Entry



Fig.: Front View



Fig.: Back View



Fig.: Foundation Stone



Fig.: 2(i)



Fig.: 2(iv)



Fig.: 3(vii)




Fig.: 5(iii)



Fig.: 5(vi)



Fig.: 5(vii)

### Computer Block (RCC)



Fig.: Front View

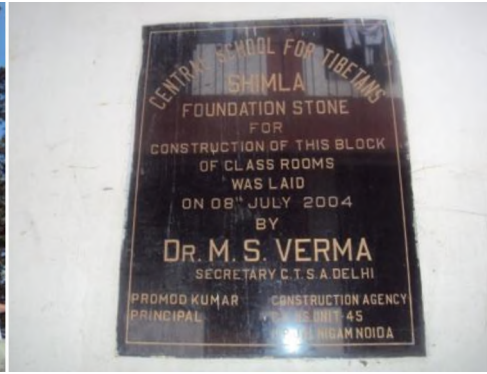


Fig.: Foundation Stone



Fig.: 2(i)



Fig.: 2(vi)



Fig.: 2(xii)



Fig.: 5(vii)

**18.22b Woodsvilla Palace Hotel Chhota Shimla (Masonry)**



Fig.: 1 (Front View)



Fig.: 1(Side View)



Fig.: 2 (Front View)



Fig.: 3(Lintel band)



Fig.: 8(i)



Fig.: 8(viii)




Fig.: 9(ii)



Fig.:9(vi)



Fig.: 9(vii)



Fig.: 9(viii)



Fig.: 10(ii)



Fig.: 10(iii)



Fig.: 10(viii)



Fig.: Banquet Hall



Fig.: RCC Column

### 18.23a Community Centre New Shimla (RCC)



Fig.: 2(i)



Fig.: 3(i)



Fig.: 3(vi)



Fig.: 3(vii)



Fig.: 4(iii)



Fig.: 5(ii)



Fig.: 5(vi)



Fig.: 5(vii)

**18.23b DAV Sr. Sec. School New Shimla  
Block A (RCC)**



Fig.: 1(Front View)



Fig.: 1(Back View)



Fig.: 2(i)



Fig.: 2(ii)



Fig.: 3(vii)



Fig.: 4(ii)



Fig.: 4(iii)




Fig.: 4(iv)



Fig.: 5(ii)



Fig.: 5(iii)



Fig.: 5(iv)



Fig.: 5(vi)



Fig.: 5(vii)



Fig.: Auditorium Hall



Fig.: Ceiling Fan



Fig.: Class Room



Fig.: Ground



Fig.: Lab

### Block A1 (RCC)



Fig.: 1(Front View)



Fig.: 2(i)




Fig.: 2(ii)



Fig.: 2(vi)



Fig.: 3(v)




Fig.: 3(vii)



Fig.: 4(ii)



Fig.: 4(iii)




Fig.: 4(iv)




Fig.: 5(iii)



Fig.: 5(iv)




Fig.: 5(vi)



Fig.: 5(vii)

### 18.24a Forest Rest House Khalini (RCC)



Fig.: 1 (Front View)



Fig.: 1 (Back View)



Fig.: 1(Inaugurated Stone)



Fig.: 2(Front View)



Fig.: 2(i)



Fig.: 2(vi)



Fig.: 2(xii)



Fig.: 3(v)




Fig.: 4(ii)



Fig.: 4(iii)



Fig.: 4(iv)



Fig.: 5(v)



Fig.: 5(vii)



Fig.: Soil Settlement

### 18.24b Bishop Cotton School Shimla Activity Center (RCC)



Fig.: 1 (Front View)



Fig.: 1(Side View)



Fig.: 2(i)



Fig.: 2(ii)



Fig.: 2(vi)



Fig.: 4(iii)




Fig.: 5(iii)



Fig.: 5(vi)

### Boxing Hall & Shooting Block (RCC)



Fig.: 1(Front View)



Fig.: 2(i)



Fig.: 2(xi)



Fig.: 4(ii)



Fig.: 4(iii)



Fig.: 5(vi)



Fig.: 5(vii)

### Class Room & Library Block (RCC)



Fig.: 1(Front View)



Fig.: 1(Back View)




Fig.: 2(i)



Fig.: 2(ii)



Fig.: 2(vi)



Fig.: 4(i)




Fig.: 4(ii)



Fig.: 4(iii)



Fig.: 4(iv)



Fig.: 5(iii)



Fig.: 5(v)



Fig.: 5(vi)

### Junior Block (RCC)



Fig.: 1(Front View)



Fig.: 1(Back View)



Fig.: 1(Side View)



Fig.: 2(i)




Fig.: 2(ii)



Fig.: 2(vi)



Fig.: (ii)



Fig.: 4(iii)



Fig.: 4(iv)



Fig.: 5(iii)



Fig.: 5(vi)



Fig.: 5(vii)



Fig.: Ground



Fig.: Inaugurated Stone

### Office & Class Room Block (Masonry)



Fig.: 1(Front View)



Fig.: 1(Side View)



Fig.: 2(Front View)



Fig.: 7(b)



Fig.: 8(ix)



Fig.: 8(viii)



Fig.: 8(x)



Fig.: 9(vi)



Fig.: 10(ii)



Fig.: 10(iii)



Fig.: 10(vi)



Fig.: 10(vii)



Fig.: 10(viii)



Fig.: RCC Column

### 18.25a Central Potato Research Institute Kanlog Admin Block (RCC)



Fig.: 1(Front View)



Fig.: 1(Back View)



Fig.: 1(Foundation stone)



Fig.: 2(i)



Fig.: 2(ii)



Fig.: 2(xii)



Fig.: 4(ii)



Fig.: 4(iii)



Fig.: 4(iv)



Fig.: 5(iii)



Fig.: 5(vi)



Fig.: 5(vii)

### Auditorium Block (RCC)



Fig.: 2(i)



Fig.: 2(ii)



Fig.: 2(vi)



Fig.: 2(xii)



Fig.: 4(ii)



Fig.: 4(iii)



Fig.: 4(iv)



Fig.: 4(v)



Fig.: 5(iii)



Fig.:5(v)



Fig.: 5(vi)



Fig.: 5(vii)

### CMBL Lab (RCC)



Fig.: 1(Front View)



Fig.: 1 (Side View)



Fig.: 2(i)



Fig.: 2(ii)



Fig.: 2(xii)



Fig.: 4(ii)



Fig.: 4(iii)



Fig.: 4(iv)



Fig.: 5(iii)



Fig.: 5(vii)

### Director Cell Building (RCC)



Fig.: 1(Front View)



Fig.: 1(Side View)



Fig.: 2(I)



Fig.: 2(ii)




Fig.: 2(vi)



Fig.: 4(iii)




Fig.: 4(iv)



Fig.: 5(ii)




Fig.: 5(iii)



Fig.: 5(iv)



Fig.: 5(v)




Fig.: 5(vi)



Fig.: 5(vii)

### Social Science Division Block (RCC)



Fig.: 1(Front View)



Fig.: 1(Back View)



Fig.: 2(i)



Fig.: 2(ii)



Fig.: 2(vi)




Fig.: 4(ii)




Fig.: 4(iii)



Fig.: 4(iv)



Fig.: 5(ii)



Fig.: 5(iii)



Fig.: 5(iv)



Fig.: 5(v)



Fig.: 5(vii)



Fig.: Inaugurated Stone

### 18.25b St. Edwards School Himland Primary Block (RCC)



Fig.: 1(Foundation Stone)



Fig.: 1 (Front View)



Fig.: 1(Inaugurated Stone)



Fig.: 2(i)



Fig.: 2(ii)



Fig.: 2(vi)



Fig.: 2(xii)



Fig.: 4(ii)



Fig.: 4(iii)




Fig.: 4(iv)



Fig.: 5(iii)



Fig.: 5(iv)



Fig.: 5(vi)



Fig.: 5(vii)



Fig.: Class Room



Fig.: Foundation Crack

### Block A (Masonry)



Fig.: 1(Front View)



Fig.: 1(Front View)



Fig.: 3{i(c)}




Fig.: 3(v (b))



Fig.: 6



Fig.: 8(viii)



Fig.: 8(x)



Fig.: 9(ii)



Fig.: 9(iii)



Fig.: 9(iv)



Fig.: 9(v)



Fig.: 9(vii)



Fig.: 10(iii)



Fig.: 10(v)



Fig.: 10(vi)



Fig.: 10(vii)



Fig.: 10(viii)



Fig.: Back View

### Block B (Masonry)



Fig.: 1(Front View)



Fig.: 1(Side View)



Fig.: 4



Fig.: 8(i)



Fig.: 8(viii)



Fig.: 8(x)



Fig.: 9(ii)



Fig.: 9(vi)



Fig.: 9(vii)



Fig.: 9(viii)



Fig.: 10(ii)



Fig.: 10(iii)



Fig.: 10(iv)



Fig.: 10(vi)



Fig.: 10(vii)



Fig.: 10(viii)



Fig.: Ground

### 18.E.1 Police Line Kaithu KHC Office Building (Masonry)



Fig.: 1(Front View)



Fig.: 1(Side View)



Fig.: 3{v(b)}



Fig.: 7(b)



Fig.: 8(x)



Fig.: 10(iii)



Fig.: 10(vii)

### Old Barrack (Masonry)



Fig.: 1(Front view)



Fig.: 1(Front View)



Fig.: 6



Fig.: 7(b)



Fig.: 8(viii)



Fig.: 10(vii)

### 18.E.2 Grand Hotel Keran Block – 1 (Masonry)



Fig.: Front View



Fig.: Front View 2



Fig.: History of Grand Hotel



Fig.: Back View



Fig. 6



Fig. 8 (x)



Fig. 10 (ii)



Fig. 10 (iii)



Fig.: 10 (v)

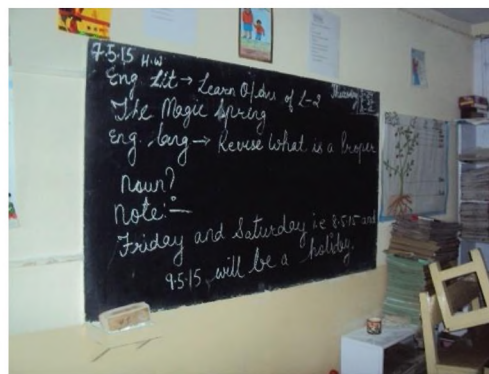


Fig.: 10 (vi)



Fig.: 10 (vii)



Fig.: 10 (iii)



Fig.: 10 (viii)

**Keran Block - 2, 3 (Masonry)**



Fig.: Front View



Fig.: History of Grand Hotel



Fig.: Side View



Fig.: 10 (iii)



Fig.: 10 (viii)

**Keran Block – 4 (Masonry)**



Fig.: Font View 1



Fig.: Front view 2



Fig.: History of Grand Hotel



Fig.: 8 (viii)



(Fine Cracks) Fig.: 9 {ii (moderate cracks)}



Fig.: 10 (iii)

Fig.: 9{ii

### Mayo Block



Fig. Front View



Fig. History of Grand Hotel



Fig. Side View



Fig. 6



Fig. 10 (iii)



Fig. 10 (viii)

### Old Dinning Block (Masonry)



Fig. Front View



Fig. History of Grand Hotel



Fig. Side View



Fig. 10 (iii)



Fig. 10 (viii)

### Old Lounge Block (Masonry)



Fig. Front View



Fig. History of Grand Hotel



Fig. Back View



Fig. 6



Fig. 10 (iii)



Fig. 10 (viii)

### Platy Villa



Fig. Front View



Fig. History of Grand Hotel



Fig. 8 (viii)



Fig.10 (iii)



Fig. 10 (viii)

### Robert Block (Masonry)



Fig. Front View



Fig. History of Grand Hotel



Fig. Side View



Fig. 10 (iii)



Fig. 10 (viii)

### West Cottage Block (Masonry)



Fig. Front View



Fig. History of Grand Hotel



Fig. Side View



Fig. 10 (viii)

### 18.E.3 SSB Campus (Masonry)



Fig.: 1(Front View)



Fig.: 6(c)



Fig.: 8(viii)



Fig.: 8(x)



Fig.: 9(ii)



Fig.: 9(vi)



Fig.: 10(ii)



Fig.: 10(iii)



Fig.: 10(iv)



Fig.: 10(vi)



Fig.: 10(vii)



Fig.: 10(viii)



Fig.: Gate



Fig.: Foundation



Fig.: RCC Column



Fig.: Steel Beam

### 18.E.4 Himfed Milk Plant Office Block (RCC)



Fig.: 1(Front View)



Fig.: 1 (Side View)



Fig.: 1(Foundation Stone)



Fig.: 1 (Back View)



Fig.: 2(i)



Fig.: 2(vi)



Fig.: 2(xii)



Fig.: (4(ii)



Fig.: 4(iii)



Fig.: 4(iv)



Fig.: 5(ii)




Fig.: 5((iii)



Fig.: 5(iv)



Fig.: 5(vii)

### Milk Plant (RCC)



Fig.: 1(Front View)



Fig.: 1(Back View)



Fig.: 1(Side View)



Fig.: 2(i)



Fig.: 2(xi)



Fig.: 2(xii)



Fig.: 3(i)



Fig.: 3(vii)



Fig.: 4(ii)



Fig.: 4(iii)



Fig.: 5(iii)



Fig.: 5(vii)

### 18.E.6 Ambedkar Bhawan (RCC)



Fig.: 1(Front View)



Fig.: 1(Inaugurated Stone)



Fig.: 1 (Side View)



Fig.: 2(i)



Fig.: 3(i)



Fig.: 4(ii)



Fig.: 4(iii)



Fig.: 4(iv)



Fig.: 4(v)



Fig.: 5(iii)

**18.E.7 Mist Chamber Forest Colony  
DFO Publicity Block (RCC)**



Fig.: 1(Front View)



Fig.: 1(Back View)



Fig.: 2(i)



Fig.: 2(vi)




Fig.: 2(xii)




Fig.: 4(ii)



Fig.: 4(iii)



Fig.: 4(iv)



Fig.: 5(iii)



Fig.: 5(iv)




Fig.: 5(vi)



Fig.: 5(vii)

### Divisional Forest Officer Block (RCC)



Fig.: 1(front view)



Fig.: 1(Inaugurated Stone)



Fig.: 1(Side View)



Fig.: 2(i)



Fig.: 2(ii)



Fig.: 2(vi)



Fig.: 2(xii)



Fig.: 4(ii)



Fig.: 4(iii)




Fig.: 4(iv)



Fig.: 5(iii)



Fig.: 5(iv)



Fig.: 5(vi)



Fig.: 5(vii)

### Mist Chamber Shimla Circle Block (RCC)



Fig.: 1(Front View)



Fig.: 1(Side View)



Fig.: 2(i)



Fig.: 2(ii)




Fig.: 2(vi)




Fig.: 2(xii)



Fig.: 4(i)



Fig.: 4(ii)



Fig.: 4(iii)



Fig.: 4(iv)



Fig.: 5(iii)




Fig.: 5(v)



Fig.: 5(vi)



Fig.: 5(vii)

### Soil Office Block



Fig.: 1 (Front View)



Fig.: 1(Side View)



Fig.: 2(i)



Fig.: 2(xii)



Fig.: 4(ii)



Fig.: 4(iii)



Fig.: 4(iv)



Fig.: 5(iii)



Fig.: 5(v)



Fig.: 5 (vi)

**19. Transportation**  
**19.1 Cart Road**  
**19.1.1 Gitanjali Cottage (RCC)**



Fig. : Front View



Fig. : Road Pic

### 19.1.2. Old Barriel Shop



Fig. : 1

### 19.1.3 Reginal Transport Office (RCC)



Fig. : Inaugurated Stone



Fig. : Front View



Fig. : Back View



Fig. : Side View



Fig. : Road Pic



Fig. : Dampness



Fig. : 1

### 19.1.4 Oberoi Staff Rest House (Masonry)



Fig. : Front View



Fig. : Road Pic



Fig. : 1

### 19.1.5 Hotel Oberoi CECIL (Masonry)



Fig.: Front View



Fig. : Side View



Fig. : 1



Fig. : 2



Fig. : 3

### 19.1.6 Tree (Nearby Oberoi Hotel)



Fig. : 1



Fig. : 2

### 19.1.7 Labour Bureau Office (RCC)



Fig. :Front View



Fig.: Foundation Stone



Fig. : Ground Floor



Fig. : Road Pic 1



Fig. : Road Pic 2



Fig. : Side View

### 19.1.8 MLA Rest House (RCC)



Fig. : Front View



Fig. : Road Pic



Fig. : 1

### 19.1.9 Vidhan Sabha (RCC)



Fig. : Front View



Fig. : Road Pic



Fig. : 1



Fig. : 2

### 19.1.10 MES Inspection Bungalow (Masonry)



Fig. : Front View



Fig. : Road Pic



Fig. : 1



Fig. : Side View

### 19.1.11 Hotel Victory (RCC)



Fig. : Front View



Fig. : Road Pic



Fig. : 1

### 19.1.12 Shop Nearby Victory Tunnel



Fig. : 1

### 19.1.13 Bindu Raj Dharmashala (RCC)



Fig. : Front View



Fig. : Road Pic



Fig. : 1

### 19.1.14 Cedar Grand Hotel (RCC)



Fig. : Front View



Fig. : Road Pic

### 19.1.15 R Tech Signal (Masonry)



Fig. : Front View



Fig. : Road pic

### 19.1.16 Ranjan Hotel (Masonry)



Fig.: Front View



Fig.:Road Pic




Fig.: Side View



Fig. : 1

### 19.1.17 Shop Nearby Old Bus Stop



Fig. : First Shop



Fig. : Middle Shop



Fig. : Last Shop

### 19.1.18 Hotel Vikrant (RCC)



Fig. : Front View



Fig. : Road Pic

### 19.1.19 Shop nearby Local bus stop



Fig. : First Shop



Fig. : Last Shop



Fig. : Opposite Side Shop

### 19.1.20 Gurudwara (RCC)



Fig. : Front View



Fig. : Road pic

### 19.1.21 Rippon Staff Rest House (Masonry)



Fig. : Front View



Fig. : Road Pic

### 19.1.22 Hotel Kohinoor (Masonry)



Fig. : Side View



Fig. : 1

### 19.1.23 Hotel Mahamaya (RCC)



Fig. : Front View



Fig. : Road Pic



Fig. : Soft story

### 19.1.24 Tara View Hotel (RCC)



Fig. : Front View



Fig. : Reinforcement



Fig. : Road Pic

### 19.1.25 Deshraj Building (RCC)



Fig. : Front View



Fig. : Road Pic

### 19.1.26 Usha Trading (RCC)



Fig. : Front View



Fig. : Road Pic

### 19.1.27 Lift Bridge



Fig. : 1



Fig. : 2



Fig. : 3



Fig. : 4



Fig. : 5



Fig. : 6



Fig. : 7




Fig. : 8

### 19.1.28 Hotel Crystal Palace (RCC)



Fig. : Front View



Fig. : Road Pic

### 19.1.29 Vidhan Sabha Staff Rest House (Masonry)



Fig. : Front View



Fig. : Road Pic



Fig. : Side View



Fig. : 1

### 19.1.30 High Court Shimla (New Building) (RCC)



Fig. : Front View



Fig. : Road Pic



Fig. : 1

### 19.1.31 Tree (New Bemloi)



Fig. : 1



Fig. : 2

### 19.1.32 Udyog Bhawan Bemloi (RCC)



Fig. : Front View



Fig. : Road Pic



Fig. : 1

### 19.133 Rampal Shood Himland (RCC)



Fig. : Front View



Fig. : Road Pic

### 19.1.34 Nirmal Bhawan (RCC)



Fig. : Front View



Fig. : Ground Floor



Fig. : Road Pic

### 19.1.35 Balson Apartment (RCC)



Fig. : Front View



Fig. : Road Pic



Fig. : 1

### 19.1.36 HP Headquarter Forest Department



Fig. : Front View



Fig. : Ground Floor



Fig. : Road View



Fig. : 1

### 19.1.37 Directorate of Urban Development (RCC)



Fig. : Front View



Fig. : Foundation Stone



Fig. : Inaugurated Stone



Fig. : Road Pic



Fig. : 1

### 19.1.38 CPWD Staff Rest House Nigam Vihar (RCC)



Fig. : Front View



Fig. : 1

### 19.1.39 PWD Department



Fig. : Front View



Fig. : Road Pic



Fig. : 1

### 19.1.40 HP Police Headquarter



Fig. : Front View

### 19.1.41 Police Station



Fig. : Front View



Fig. : Road Pic

## 19.2 Bypass Road 19.2.1 Victory Tunnel



Fig. : 1



Fig. : 2



Fig. : 3



Fig. : 4



Fig. : 5



Fig. : 6



Fig. : 7



Fig. : 8

### 19.2.2 Hotel Varuna (RCC)



Fig. : Front View



Fig. : Back View



Fig. :Road Pic



Fig. : Side View

### 19.2.3 Hotel Hans (RCC)



**Fig. : Front View**



**Fig. : Road Pic**



**Fig. : 1**

### 19.2.4 Hotel Ganga (RCC)



Fig. : Front View



Fig. : Road Pic



Fig. : 1

### 19.2.5 Hotel Anurag (RCC)



Fig. : Road Pic



Fig. : 1

### 19.2.6 Hotel Baljees (RCC)



Fig. : Front View



Fig. : Road Pic

### 19.2.7 Hotel Surya (RCC)



Fig. : Front View



Fig. : Road Pic



Fig. : 1

### 19.2.8 Hotel Lord's Grey (RCC)



Fig. : Front View



Fig. : Road Pic

### 19.2.9 Yatis Chandra Sood (Masonry)



Fig. : Front View



Fig.: Road pic



Fig. : 1

### 19.2.10 Hotel Blue Diamond (RCC)



Fig. : Road pic

### 19.2.11 Hotel Taj Palace (RCC)



Fig. : Front View



Fig. : Road Pic

**19.2.12 BSNL ( Staff Rest House) (Masonry)**



Fig. : Front View



Fig. : Road Pic



Fig. : Side View

### 19.2.13 New Blessington Girls Hostel (RCC)



Fig. : Front View



Fig. : Road pic



Fig. :1

### 19.2.14 Himachal Pradesh Waqf Board (RCC)



Fig. : Front View



Fig. : Reinforcement corrosion



Fig. : Side View



Fig. : 1

### 19.2.15 Auckland Tunnel



Fig. : 1



Fig. : 2



Fig. : 3



Fig. : 4

### 19.2.16 Auckland Bridge



Fig. : 1



Fig. : 2



Fig. : 3



Fig. : 4



Fig. : 5



Fig. : 6



Fig. : 7



Fig. : 8



Fig. : 9



Fig. : 10